



TOURISM
NORTHERN
IRELAND

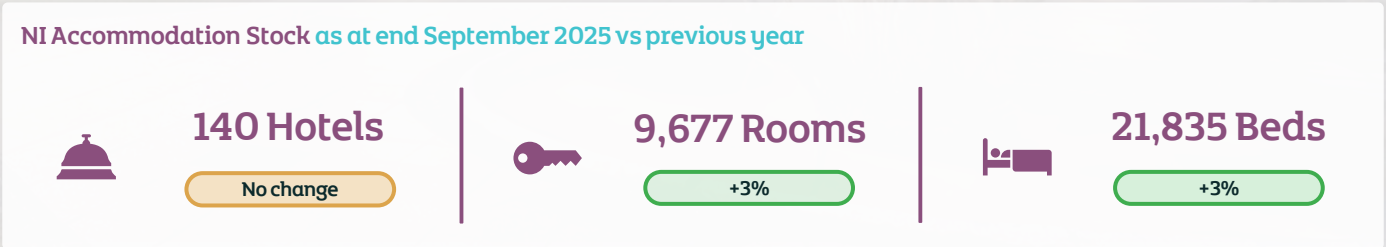
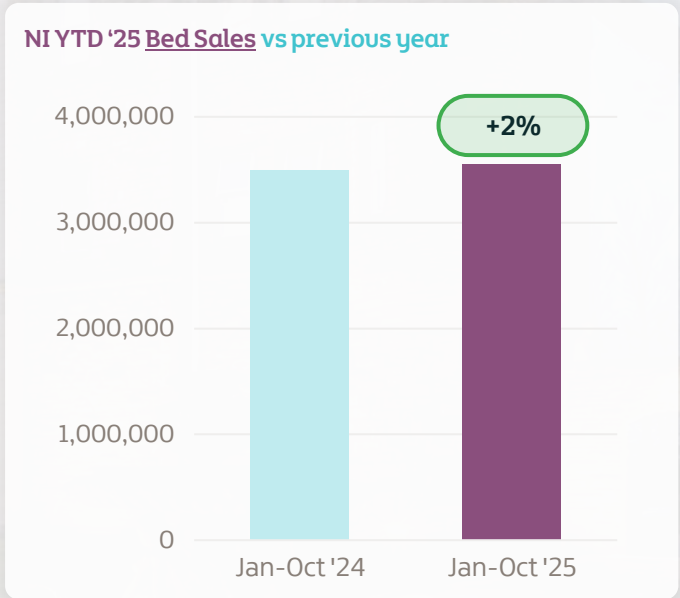
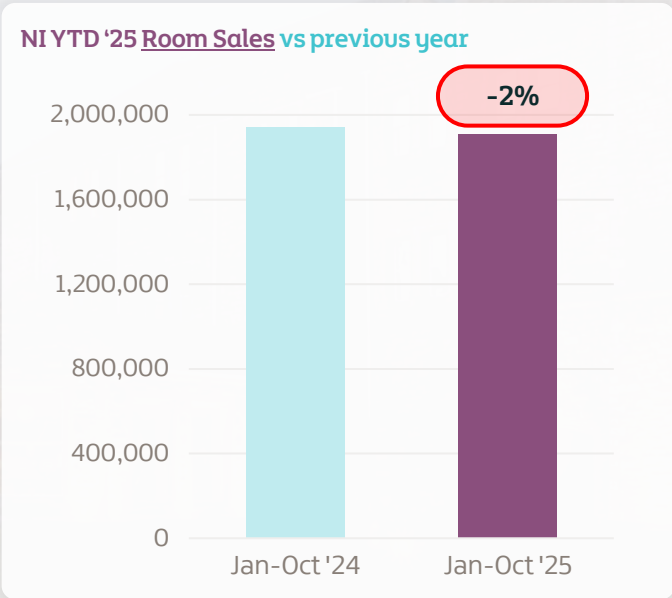
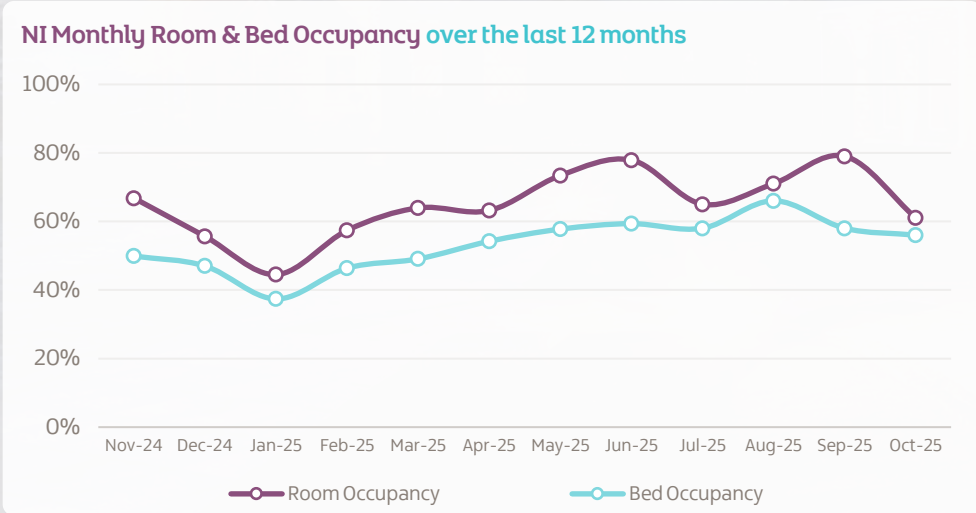
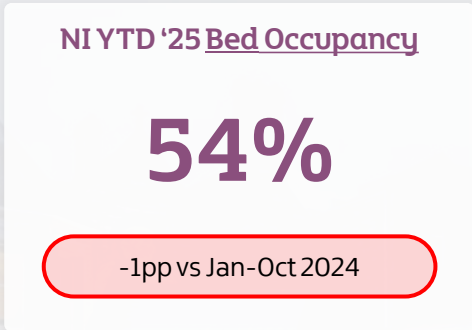
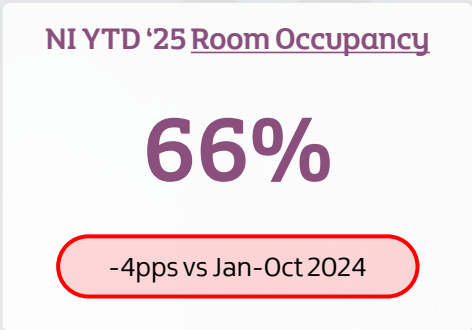
NISRA Accommodation Performance Report

October 2025

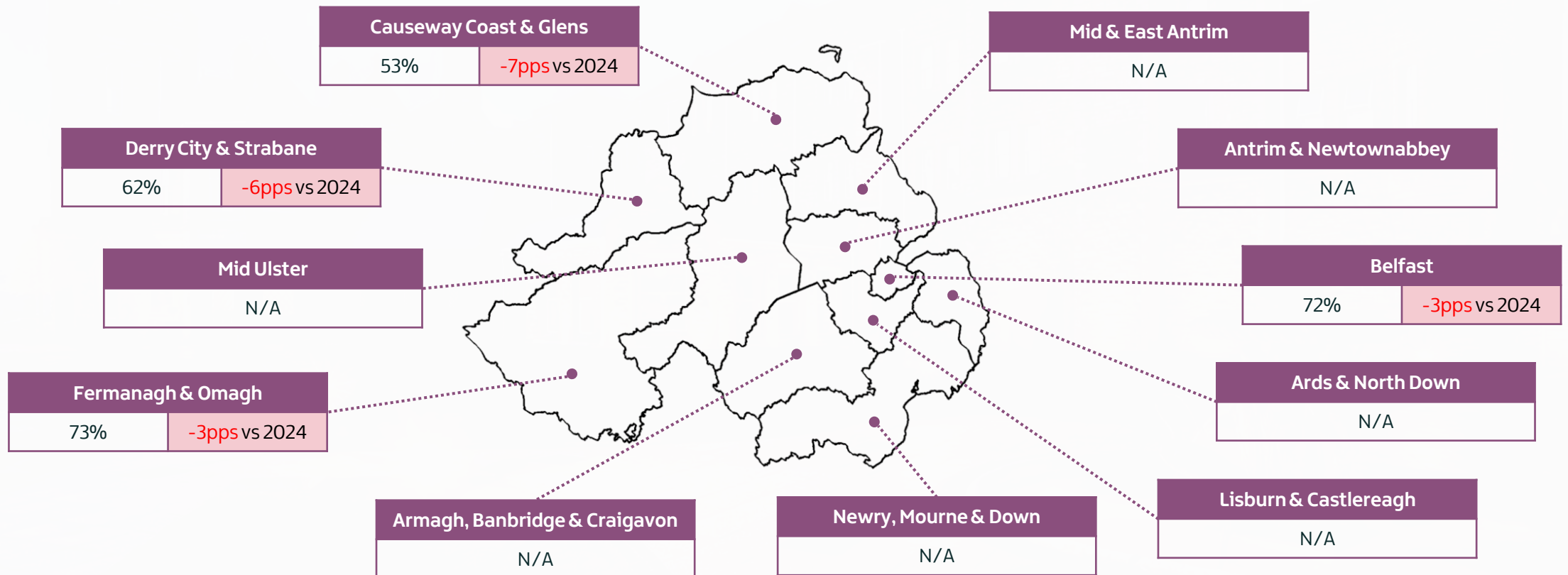
Data Source:



Northern Ireland Statistics and Research Agency (NISRA) data for January-October 2025 indicate hotel room and bed occupancy performance fell below the same period in 2024 (-4pps and -1pp respectively), while October occupancy increased slightly on September 2025. Year-to-date room and bed sales remained largely on par with the same period last year (-2% and +2% respectively). Room sales for October 2025 were down by 8% compared to October 2024. The number of hotels remained unchanged at end of September 2025 compared to the previous year, with a slight increase in rooms and beds.



Room occupancy varied across Local Government Districts (LGDs) for year-to-date (January-October) 2025. Fermanagh & Omagh LGD recorded the highest room occupancy (73%), followed by Belfast LGD (72%). Figures are not available for some LGDs due to the sample size being too small to provide a reliable estimate.



Northern Ireland Statistics and Research Agency (NISRA) accommodation statistics for year-to-date (January-October) 2025 indicate small service (guesthouse, guest accommodation and bed & breakfast) room and bed occupancy experienced small decreases compared to 2024. Room sales were slightly down on the previous year while bed sales saw a 3% increase. Room and bed sales were more positive for the month of October 2025 compared to October 2024, showing a significant increase on the previous year. Overall small service stock increased by 7% compared to 2024.

NI YTD '25 Room Occupancy

42%

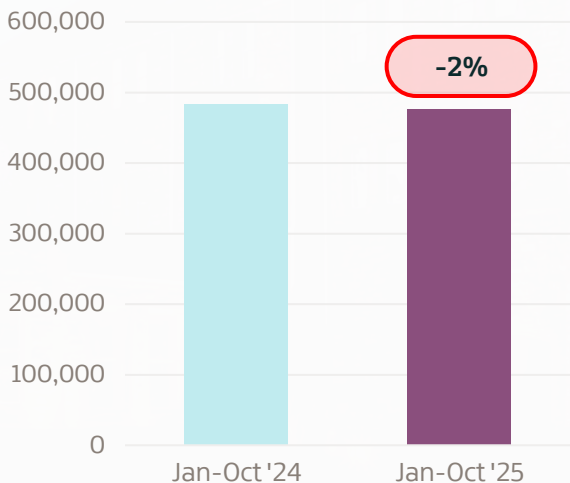
-1pps vs Jan-Oct 2024

NI YTD '25 Bed Occupancy

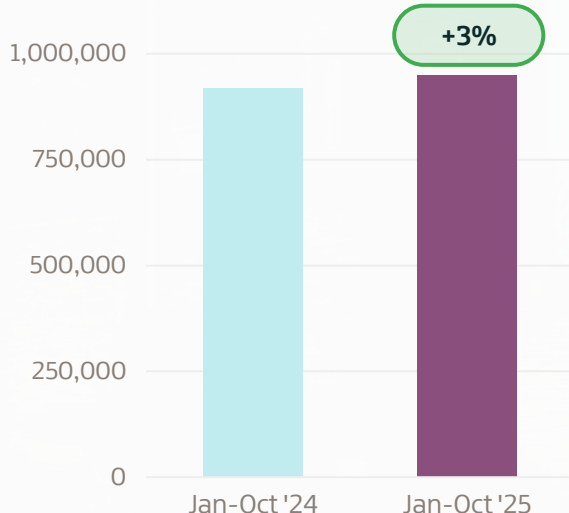
37%

-1pp vs Jan-Oct 2024

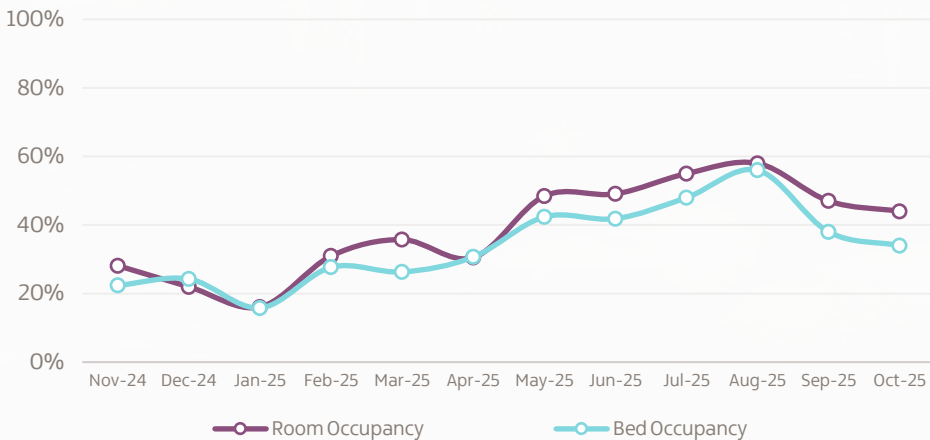
NI YTD '25 Room Sales vs previous year



NI YTD '25 Bed Sales vs previous year



NI Monthly Room & Bed Occupancy over the last 12 months



NI Accommodation Stock as at end September 2025 vs previous year



61 Guesthouses

-2%



560 Guest accommodation

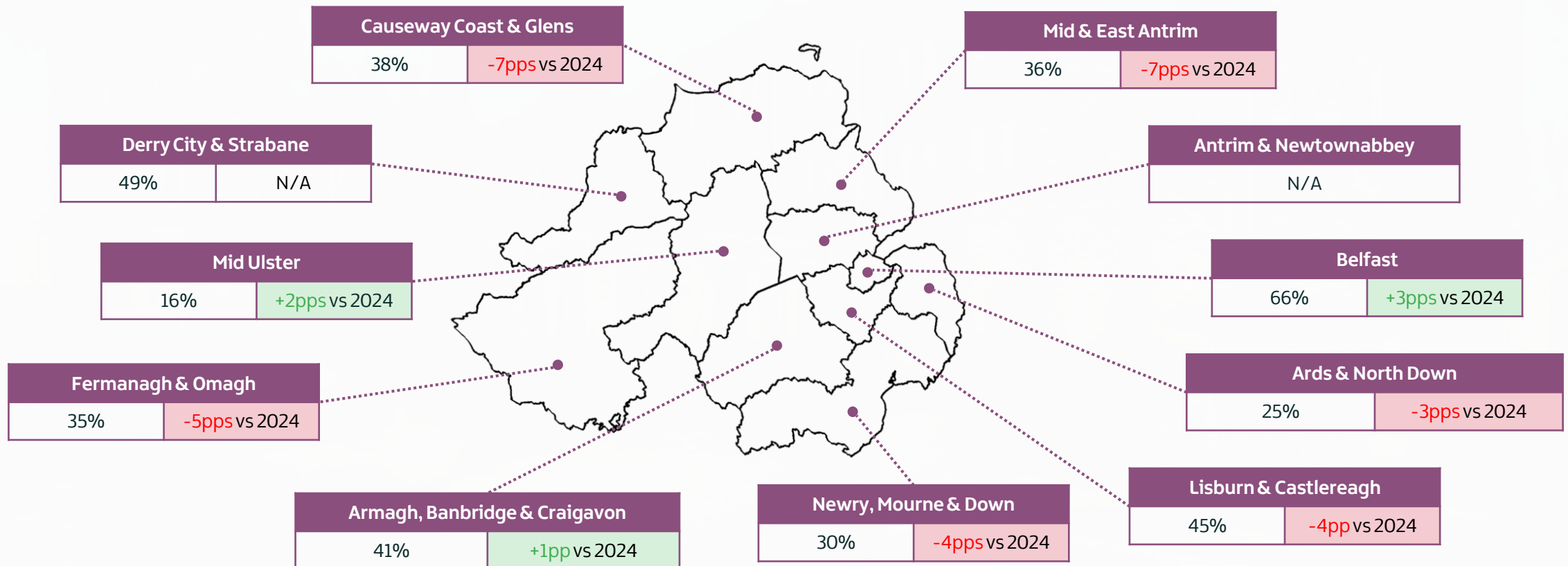
+15%



389 B&Bs

-2%

Room occupancy varied across Local Government Districts (LGDs) for year-to-date (January-October) 2025. Belfast LGD recorded the highest room occupancy (66%), followed by Derry City & Strabane (49%). Figures are not available for some LGDs due to the sample size being too small to provide a reliable estimate.



Notes:

- The Northern Ireland Statistics & Research Agency (NISRA) collect hotel and small service accommodation data through their monthly hotel survey and small service survey using a census of Northern Ireland accommodation.
- Small Service accommodation is made up of guesthouses, guest Accommodation and B&Bs. Further information on the accommodation categories can be found [here](#).
- Stock used for monthly occupancy is based on the stock at the end of previous month.
- The data has been weighted for non-response, assuming no non-response bias and weighted by local authority and size. Due to different response rates to different parts of the questionnaire, there are different weights for arrivals, guests and weekend/weekday splits.
- Local government district data can only be provided when the sample size is large enough to provide a reliable estimate.



TOURISM
NORTHERN
IRELAND

Data correct as of 30/12/2025