



TOURISM  
NORTHERN  
IRELAND

# NISRA Accommodation Performance Report

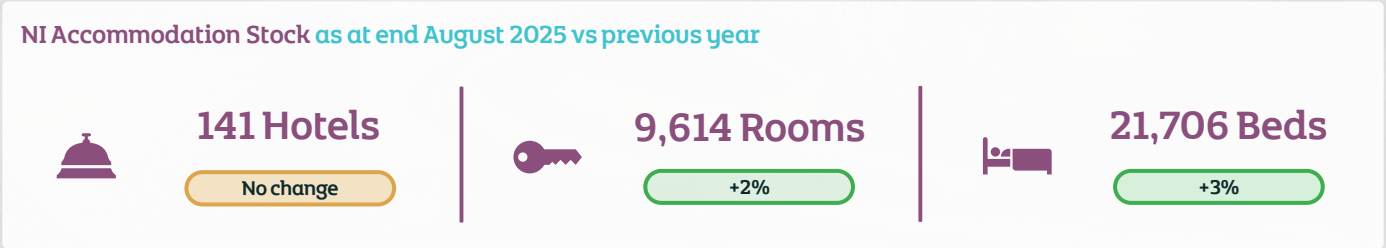
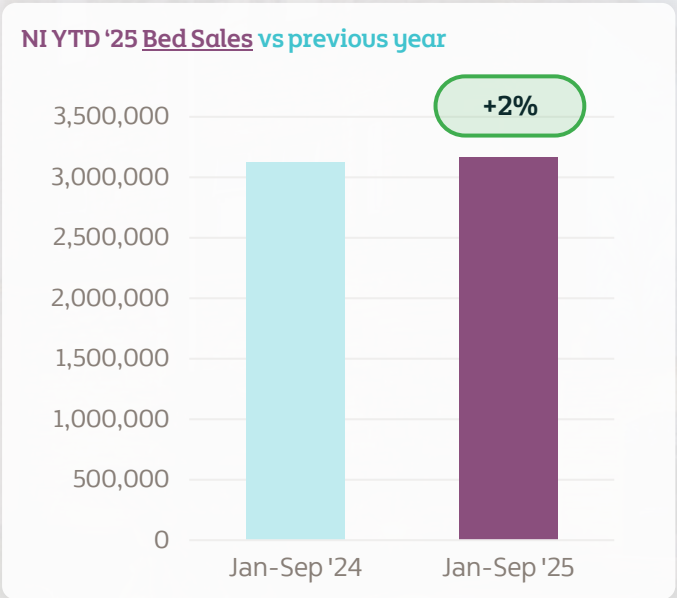
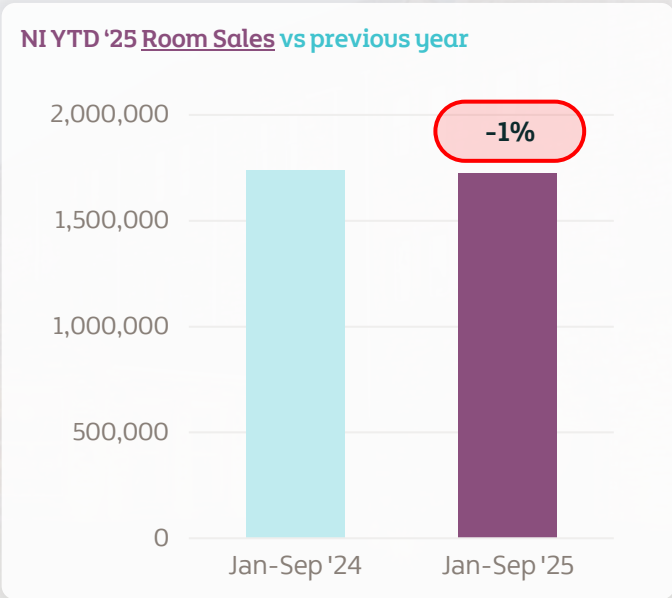
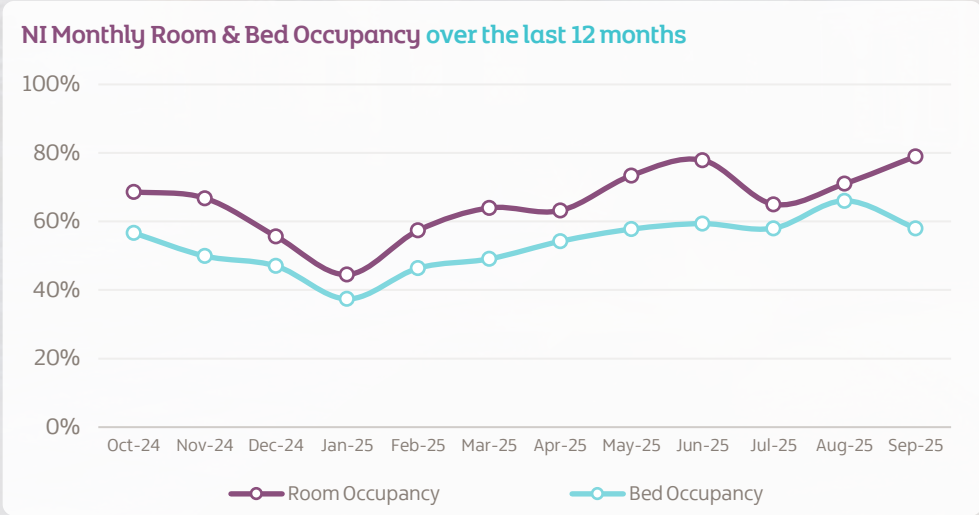
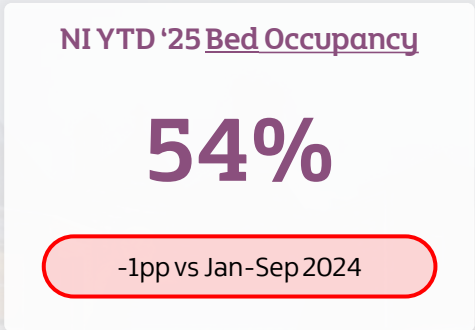
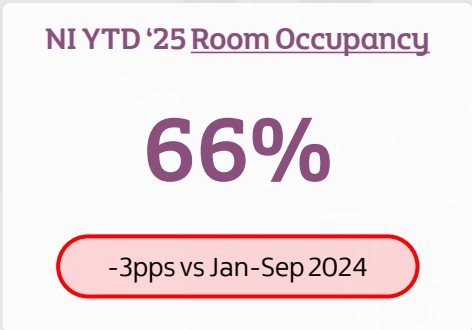
---

September 2025

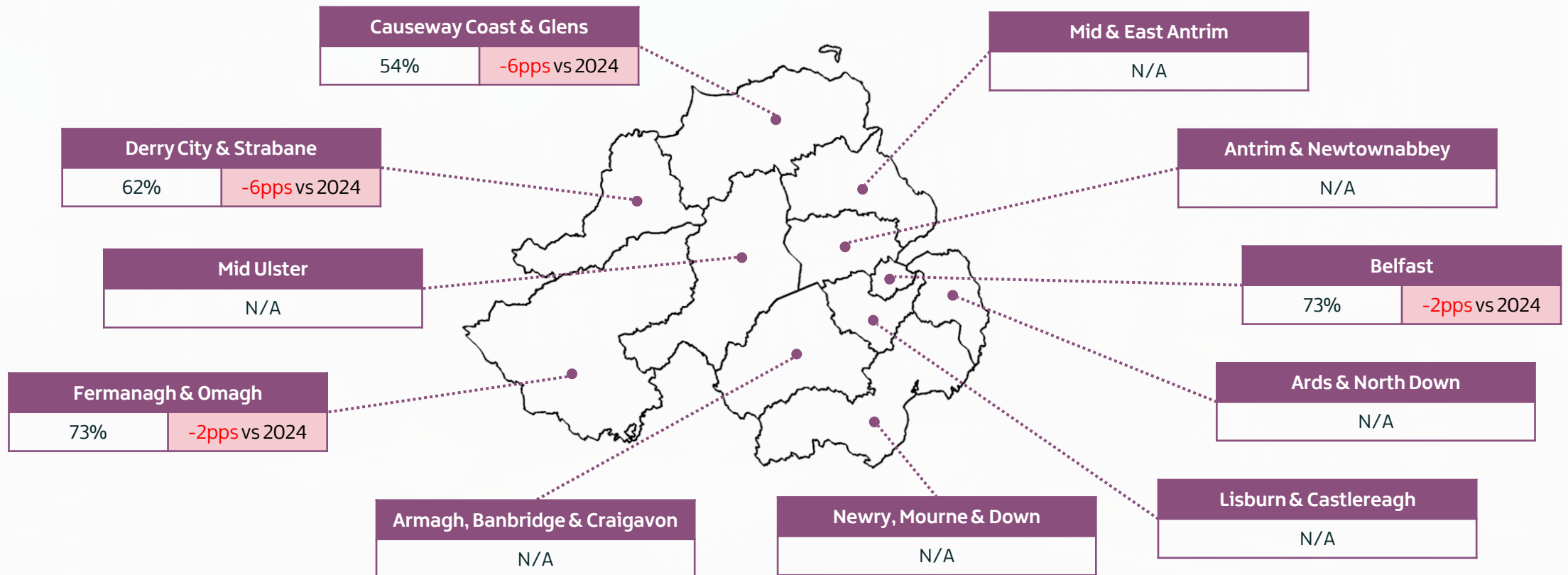
Data Source:



Northern Ireland Statistics and Research Agency (NISRA) data for January-September 2025 indicate hotel room and bed occupancy performance fell marginally compared to the same period in 2024 (-3pps and -1pp respectively). Year-to-date room and bed sales remained largely on par with the same period last year (-1% and +2% respectively). Room sales for September 2025 increased by 8% compared to September 2024 and the previous month (August 2025). The number of hotels remained unchanged at end of August 2025 compared to the previous year, with a slight increase in rooms and beds.



Room occupancy varied across Local Government Districts (LGDs) for year-to-date (January-September) 2025. Belfast LGD and Fermanagh & Omagh LGD recorded the highest room occupancy, both at 73%. Figures are not available for some LGDs due to the sample size being too small to provide a reliable estimate.





Northern Ireland Statistics and Research Agency (NISRA) accommodation statistics for year-to-date (January-September) 2025 indicate small service (guesthouse, guest accommodation and bed & breakfast) room and bed occupancy experienced small decreases compared to 2024. Room sales were slightly down on the previous year while bed sales saw a 3% increase. Room and bed sales were slightly more positive for the month of September 2025 compared to September 2024, increasing by 3% and 9% respectively. Overall small service stock increased by 8% compared to 2024.

### NI YTD '25 Room Occupancy

42%

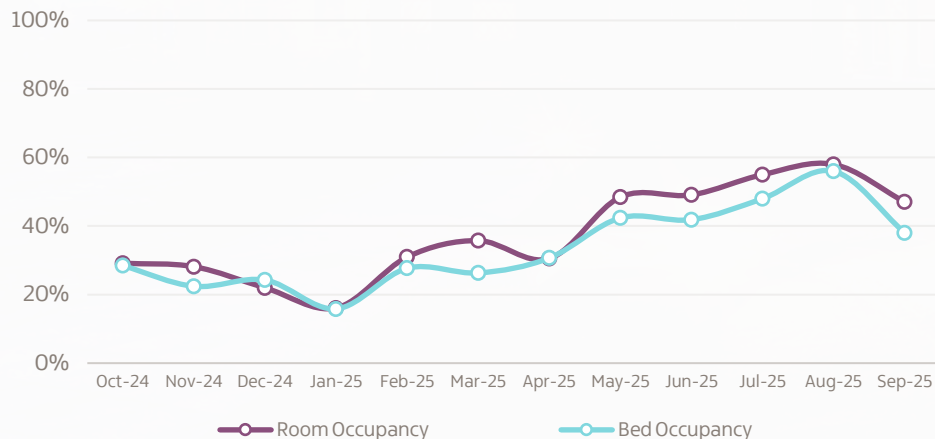
-3pps vs Jan-Sep 2024

### NI YTD '25 Bed Occupancy

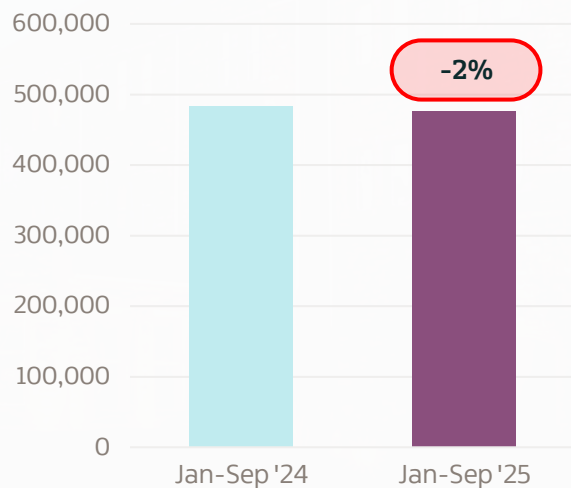
37%

-1pp vs Jan-Sep 2024

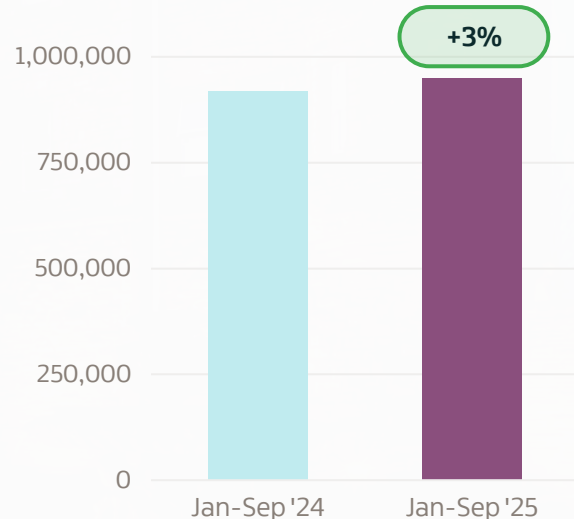
### NI Monthly Room & Bed Occupancy over the last 12 months



### NI YTD '25 Room Sales vs previous year



### NI YTD '25 Bed Sales vs previous year



### NI Accommodation Stock as at end August 2025 vs previous year



62 Guesthouses

-3%



562 Guest accommodation

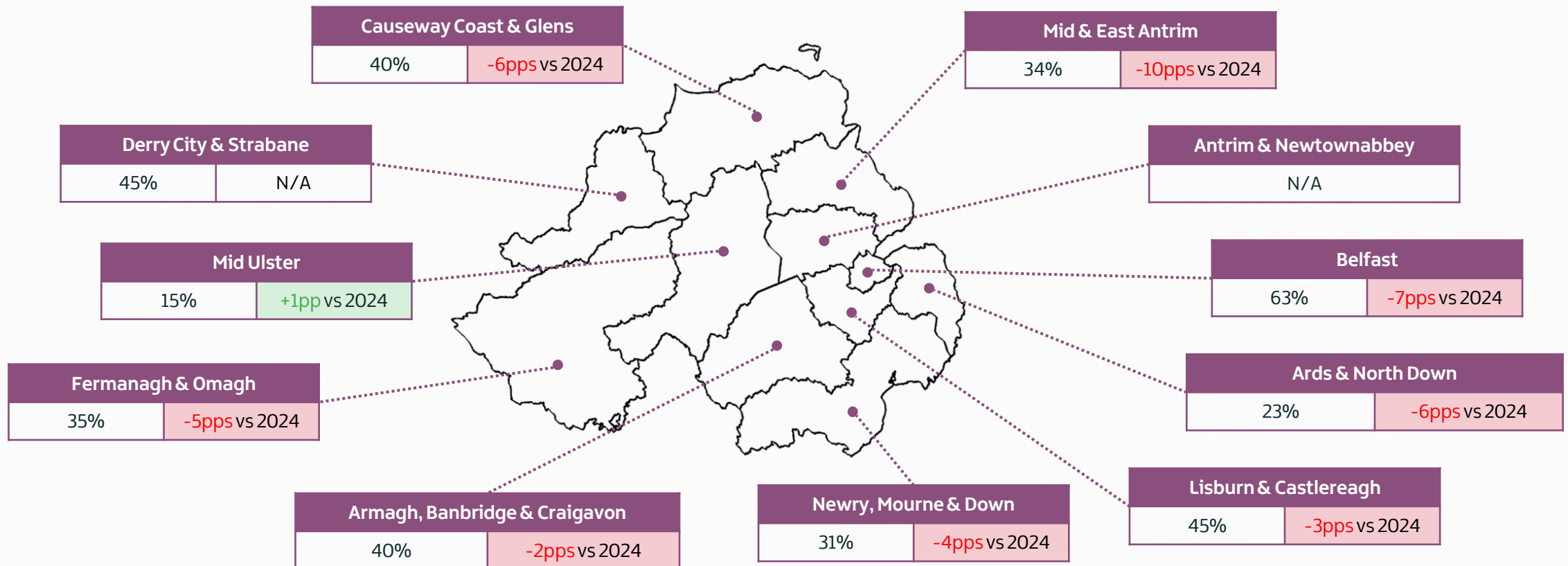
+16%



399 B&Bs

-1%

Room occupancy varied across Local Government Districts (LGDs) for year-to-date (January-September) 2025. Belfast LGD recorded the highest room occupancy (63%), followed by Lisburn & Castlereagh and Derry City & Strabane (both 45%). Figures are not available for some LGDs due to the sample size being too small to provide a reliable estimate.



# Notes:

- The Northern Ireland Statistics & Research Agency (NISRA) collect hotel and small service accommodation data through their monthly hotel survey and small service survey using a census of Northern Ireland accommodation.
- Small Service accommodation is made up of guesthouses, guest Accommodation and B&Bs. Further information on the accommodation categories can be found [here](#).
- Stock used for monthly occupancy is based on the stock at the end of previous month.
- The data has been weighted for non-response, assuming no non-response bias and weighted by local authority and size. Due to different response rates to different parts of the questionnaire, there are different weights for arrivals, guests and weekend/weekday splits.
- Local government district data can only be provided when the sample size is large enough to provide a reliable estimate.





TOURISM  
NORTHERN  
IRELAND

Data correct as of 14/11/2025