



TOURISM
NORTHERN
IRELAND

NISRA Accommodation Performance Report

April 2025

Data Source:



Northern Ireland Statistics and Research Agency (NISRA) data for year-to-date (January-April) 2025 indicate hotel room occupancy and sales each experienced small decreases compared with 2024, while bed occupancy remained stable. In the month of April, room sales were 2 percentage points below the same period in 2024, while bed sales grew by 11 percentage points. Hotel bed stock increased by 4% at the end of March 2025, compared with March 2024.

NI YTD '25 Room Occupancy

57%

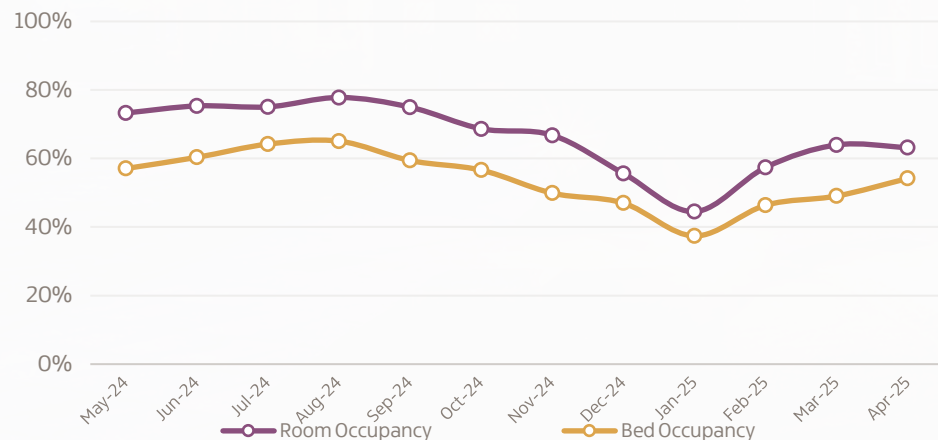
-4pps vs Jan-April 2024

NI YTD '25 Bed Occupancy

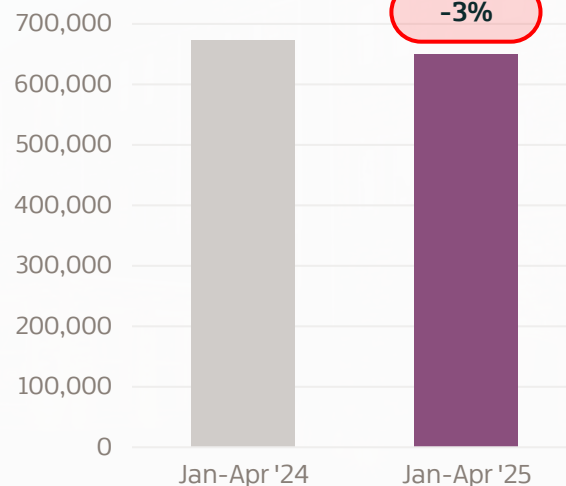
47%

No change vs Jan-Apr 2024

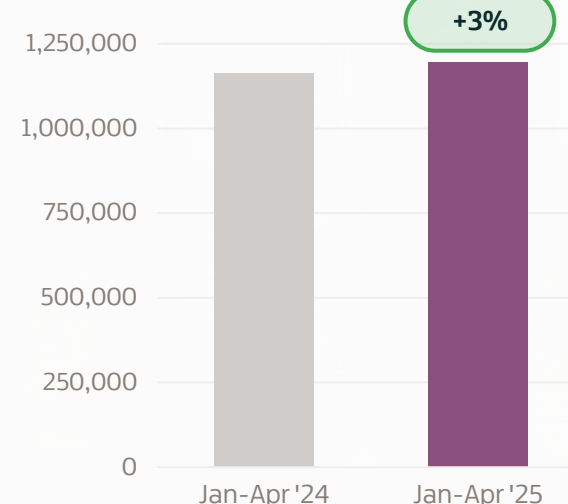
NI Monthly Room & Bed Occupancy over the last 12 months



NI YTD '25 Room Sales vs previous year



NI YTD '25 Bed Sales vs previous year



NI Accommodation Stock as at end March 2025 vs previous year



140 Hotels

+3%



9,503 Rooms

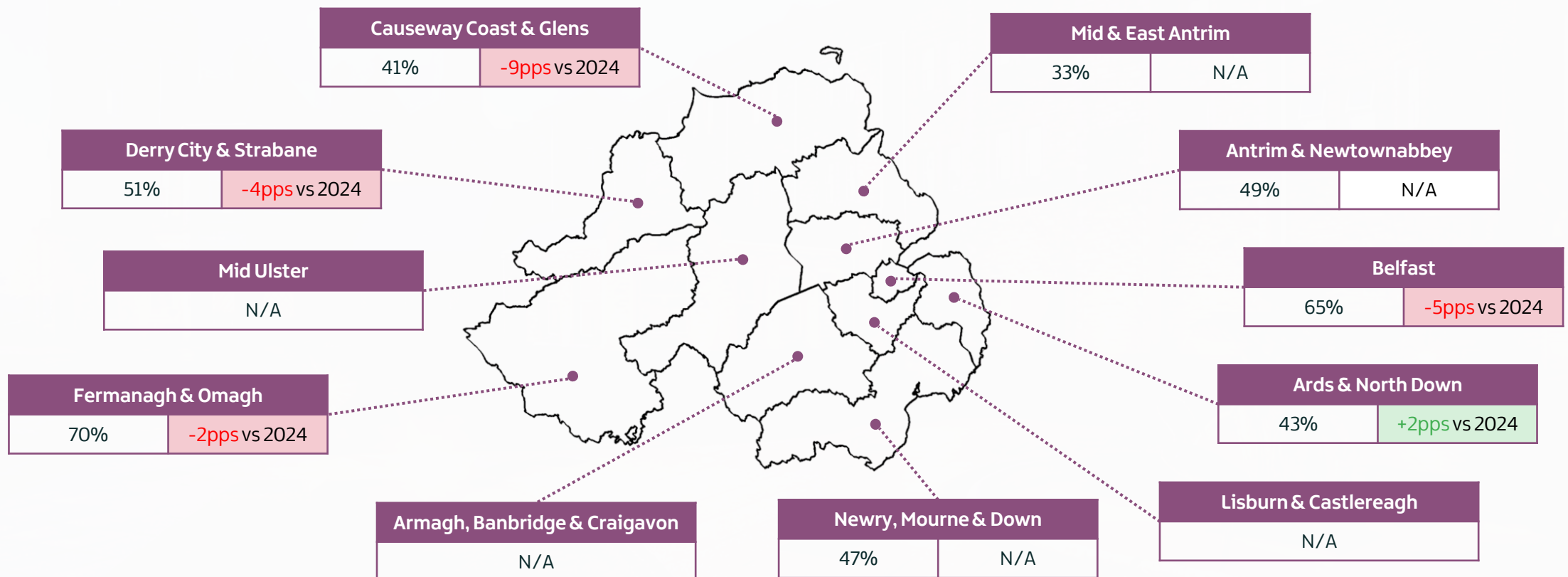
+5%



21,385 Beds

+4%

Room occupancy varied across Local Government Districts (LGDs) for year-to-date (January-April) 2025. Fermanagh and Omagh LGD recorded the highest room occupancy (70%), followed by Belfast LGD (65%). Figures are not available for some LGDs due to the sample size being too small to provide a reliable estimate.



Northern Ireland Statistics and Research Agency (NISRA) accommodation statistics for year-to-date (January-April) 2025 indicate small service (guesthouse, guest accommodation, bed & breakfast) room and bed occupancy experienced decreases compared to 2024, with larger declines evident for sales. For the month of April 2025, room sales fell by 12% compared to April 2024, and overall small service stock increased by 7%.

NI YTD '25 Room Occupancy

28%

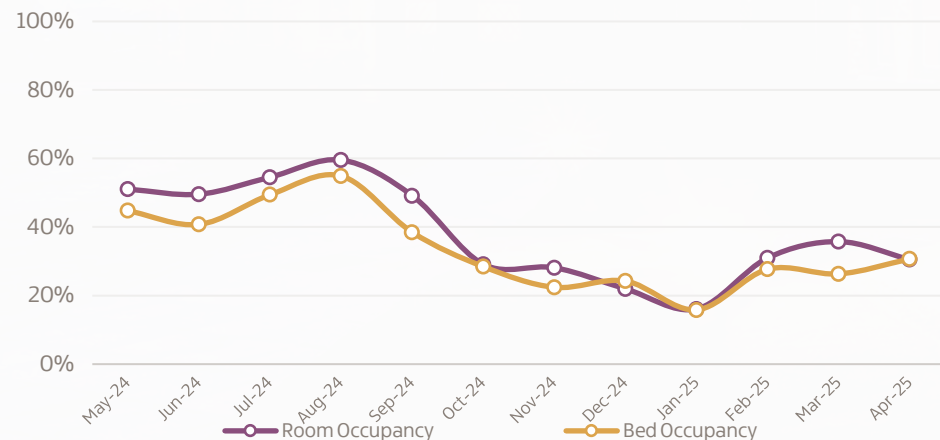
-6pps vs Jan-April 2024

NI YTD '25 Bed Occupancy

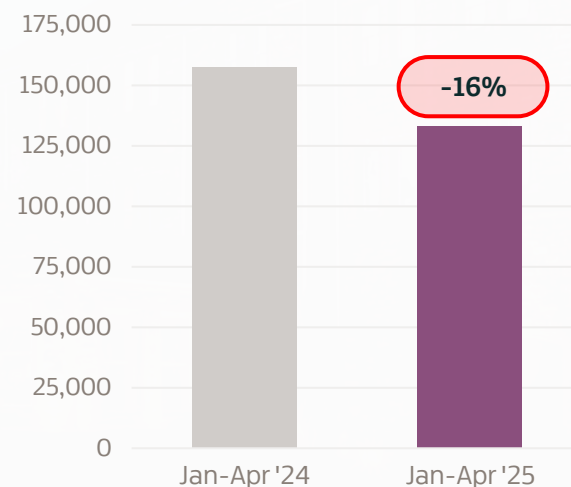
25%

-4pps vs Jan-April 2024

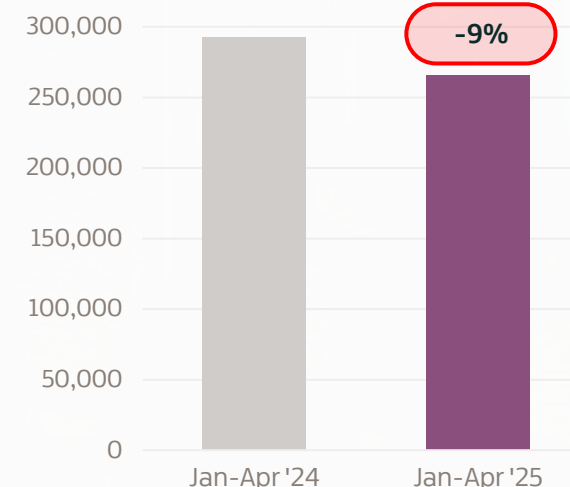
NI Monthly Room & Bed Occupancy over the last 12 months



NI YTD '25 Room Sales vs previous year



NI YTD '25 Bed Sales vs previous year



NI Accommodation Stock as at end March 2025 vs previous year



62 Guesthouses

No change



516 Guest accommodation

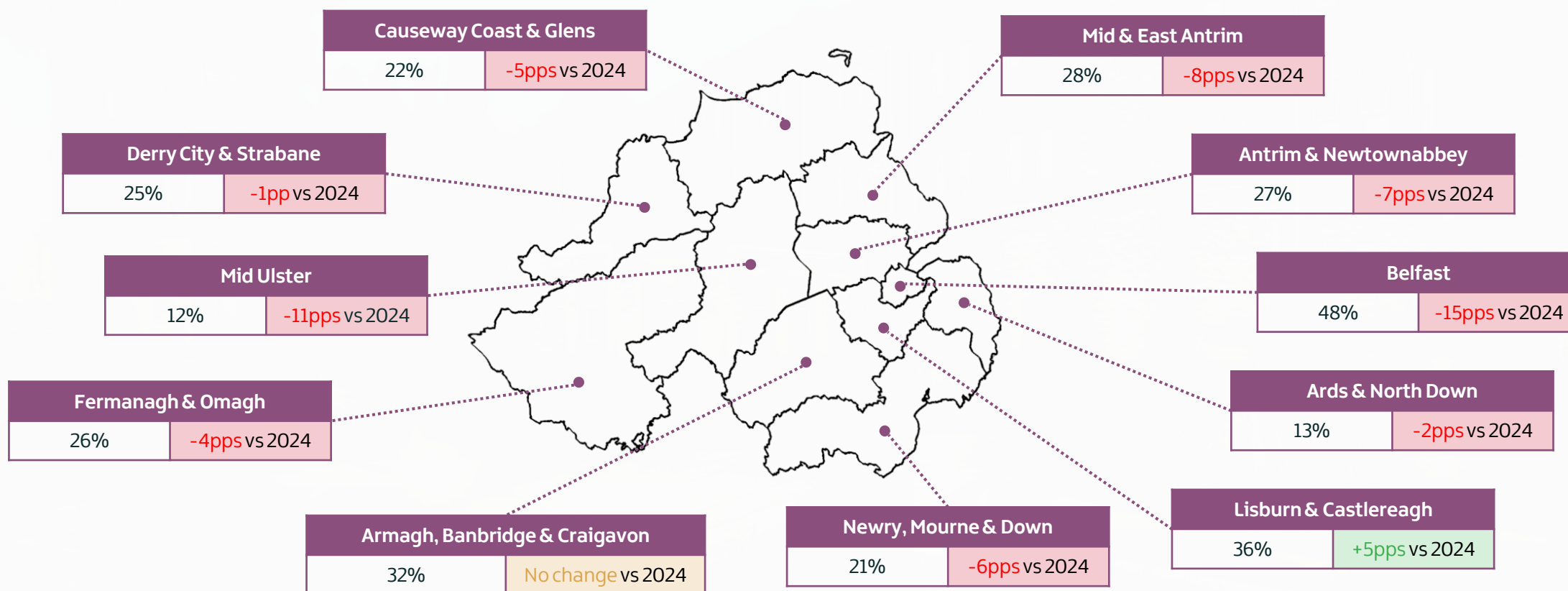
+18%



382 B&Bs

-5%

Room occupancy varied across Local Government Districts (LGDs) for year-to-date (January-April) 2025. Belfast LGD recorded the highest room occupancy (48%), followed by Lisburn & Castlereagh (36%). Figures are not available for some LGDs due to the sample size being too small to provide a reliable estimate.



Notes:

- The Northern Ireland Statistics & Research Agency (NISRA) collect hotel and small service accommodation data through their monthly hotel survey and small service survey using a census of Northern Ireland accommodation.
- Small Service accommodation is made up of guesthouses, guest Accommodation and B&Bs. Further information on the accommodation categories can be found [here](#).
- Stock used for monthly occupancy is based on the stock at the end of previous month.
- The data has been weighted for non-response, assuming no non-response bias and weighted by local authority and size. Due to different response rates to different parts of the questionnaire, there are different weights for arrivals, guests and weekend/weekday splits.
- Local government district data can only be provided when the sample size is large enough to provide a reliable estimate.



TOURISM
NORTHERN
IRELAND

Data correct as of 01/04/2024