



TOURISM  
NORTHERN  
IRELAND

# NISRA Accommodation Performance Report

---

March 2025

Data Source:



Northern Ireland Statistics and Research Agency (NISRA) data for year-to-date (January-March) 2025 indicate hotel room and bed occupancy experienced minor decreases compared with 2024. March 2025 sales were slightly above sales for the same period in 2024. Hotel stock increased by 4% at the end of February 2025 compared with the previous year.

### NI YTD '25 Room Occupancy

55%

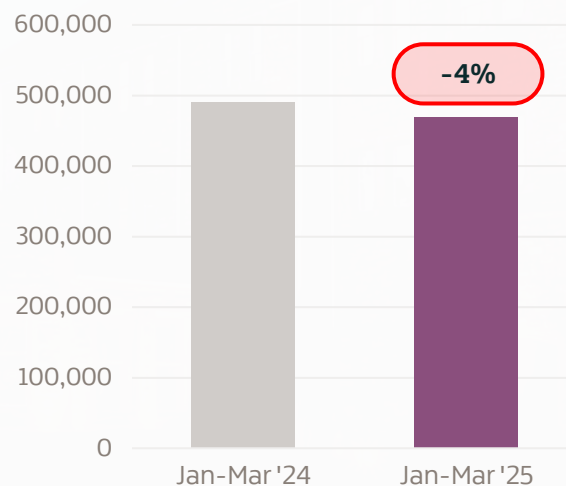
-4pps vs Jan-Mar 2024

### NI YTD '25 Bed Occupancy

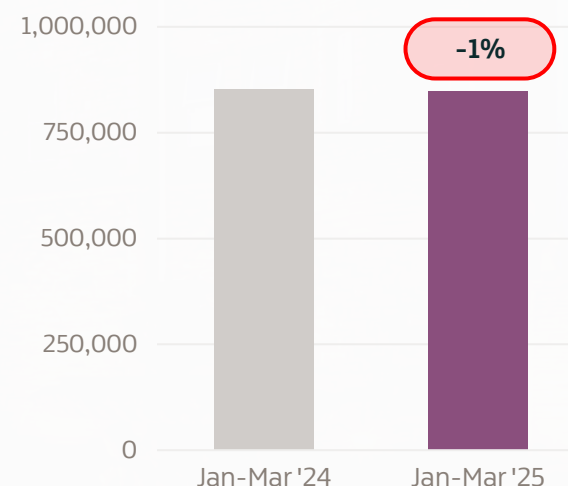
44%

-2pps vs Jan-Mar 2024

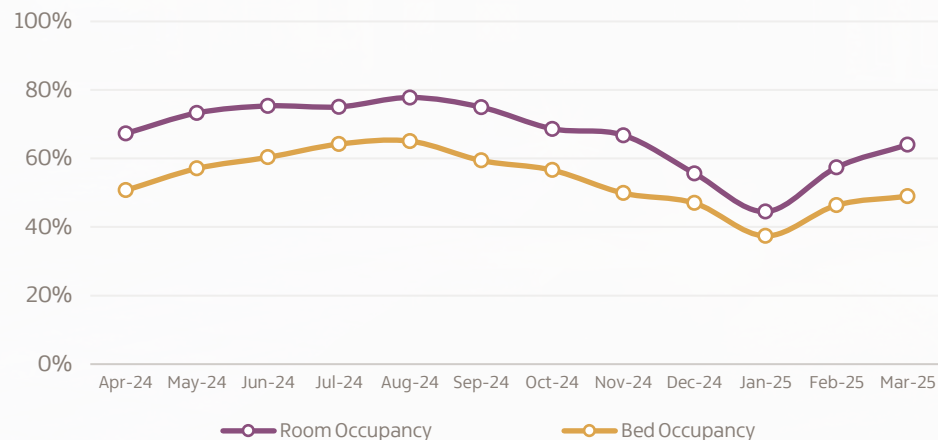
### NI YTD '25 Room Sales vs previous year



### NI YTD '25 Bed Sales vs previous year



### NI Monthly Room & Bed Occupancy over the last 12 months



### NI Accommodation Stock as at end February 2025 vs previous year



139 Hotels

+4%



9,466 Rooms

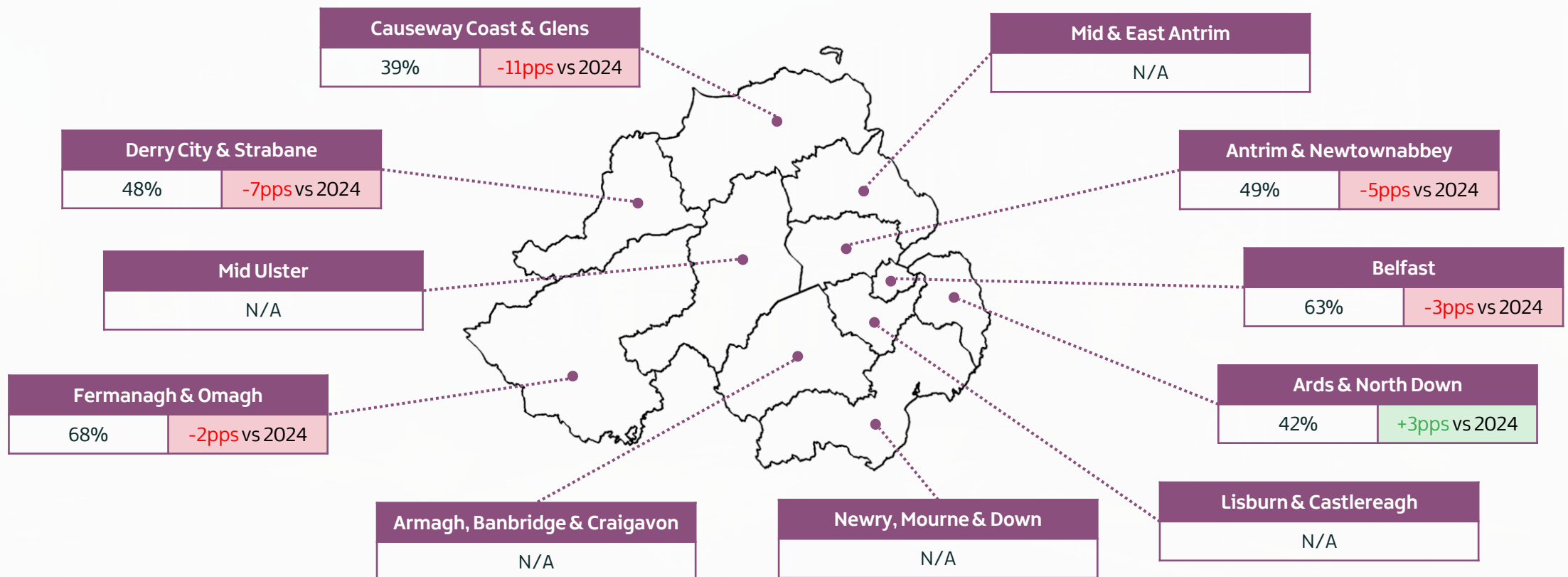
+5%



21,307 Beds

+5%

Room and bed-space occupancy varied across Local Government Districts (LGDs) for year-to-date (January-March) 2025. Fermanagh and Omagh LGD recorded the highest room occupancy (68%), followed by Belfast LGD (63%). Figures are not available for some LGDs due to the sample size being too small to provide a reliable estimate.



Northern Ireland Statistics and Research Agency (NISRA) accommodation statistics for year-to-date (January-March) 2025 indicate small service (guesthouse, guest accommodation, bed & breakfast) room and bed occupancy experienced decreases compared to 2024. Room sales for the month of March 2025 decreased by 10% compared to March 2024, and overall small service stock increased by 8%.

### NI YTD '25 Room Occupancy

27%

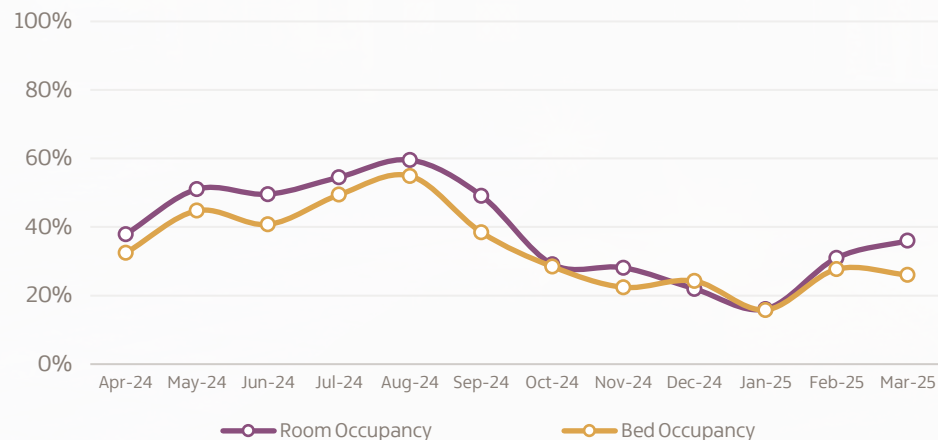
-6pps vs Jan-Mar 2024

### NI YTD '25 Bed Occupancy

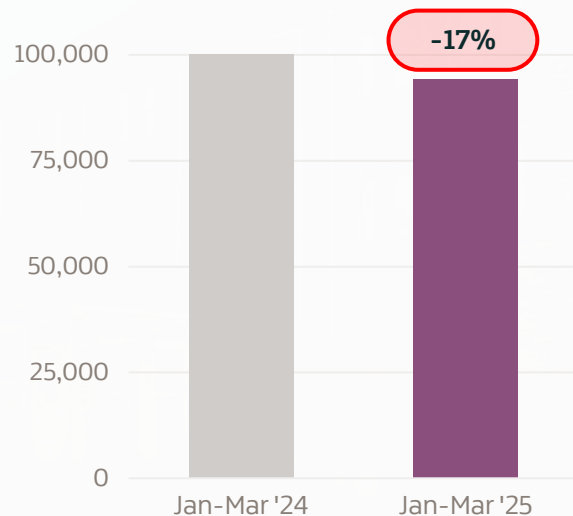
23%

-4pps vs Jan-Mar 2024

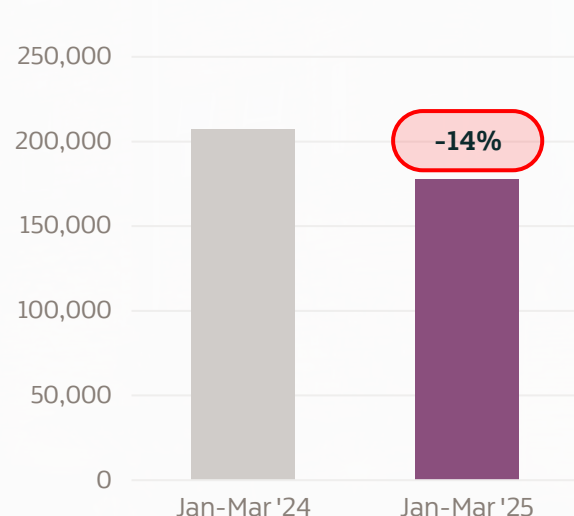
### NI Monthly Room & Bed Occupancy over the last 12 months



### NI YTD '25 Room Sales vs previous year



### NI YTD '25 Bed Sales vs previous year

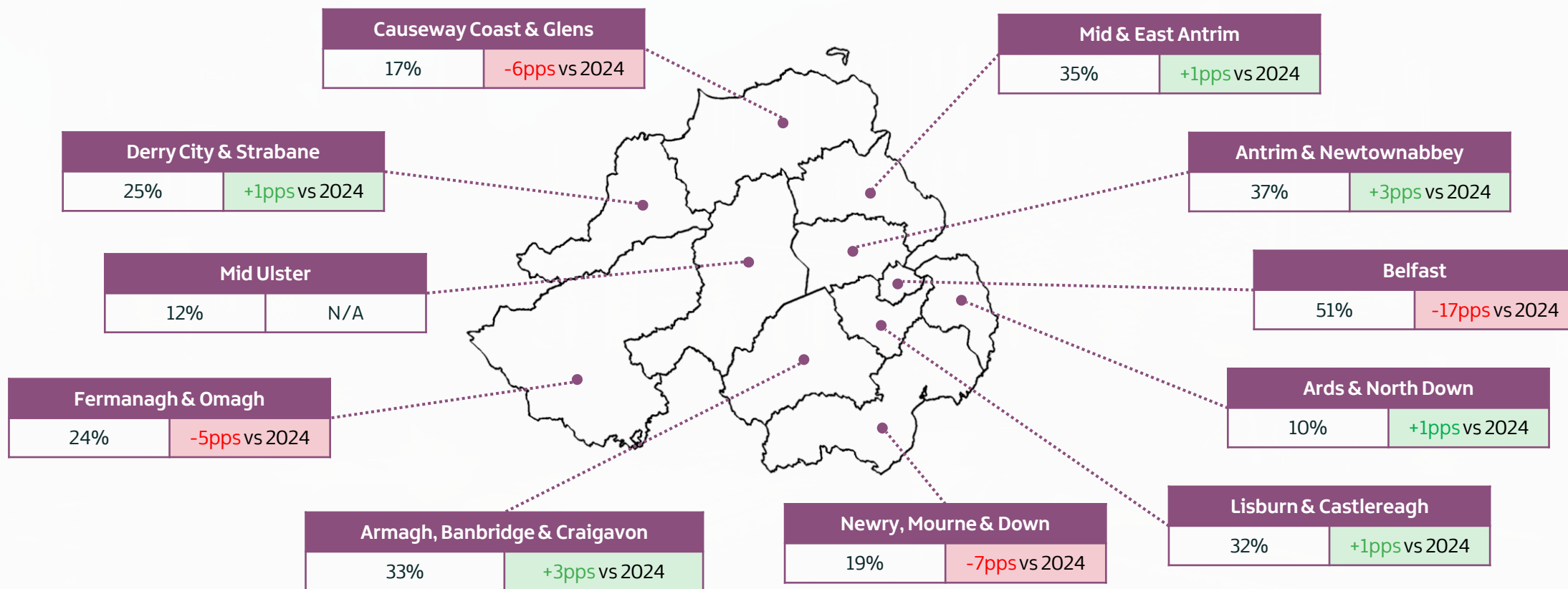


### NI Accommodation Stock as at end February 2025 vs previous year





Room occupancy varied across Local Government Districts (LGDs) for year-to-date (January-March) 2025. Belfast LGD recorded the highest room occupancy (51%), followed by Antrim & Newtownabbey (37%). Figures are not available for some LGDs due to the sample size being too small to provide a reliable estimate.



# Notes:

- The Northern Ireland Statistics & Research Agency (NISRA) collect hotel and small service accommodation data through their monthly hotel survey and small service survey using a census of Northern Ireland accommodation.
- Small Service accommodation is made up of guesthouses, guest Accommodation and B&Bs. Further information on the accommodation categories can be found [here](#).
- Stock used for monthly occupancy is based on the stock at the end of previous month.
- The data has been weighted for non-response, assuming no non-response bias and weighted by local authority and size. Due to different response rates to different parts of the questionnaire, there are different weights for arrivals, guests and weekend/weekday splits.
- Local government district data can only be provided when the sample size is large enough to provide a reliable estimate.



TOURISM  
NORTHERN  
IRELAND

Data correct as of 01/04/2024