



TOURISM  
NORTHERN  
IRELAND

# NISRA Accommodation Performance Report

---

May 2025

Data Source:



Northern Ireland Statistics and Research Agency (NISRA) data for year-to-date (January-May) 2025 indicate hotel room occupancy and room sales experienced small decreases compared with 2024, while bed occupancy remained stable. May 2025 sales were slightly below sales for the same period in 2024, while bed sales experienced no change. Hotel bed stock increased by 4% at the end of April 2025, compared with April 2024.

### NI YTD '25 Room Occupancy

61%

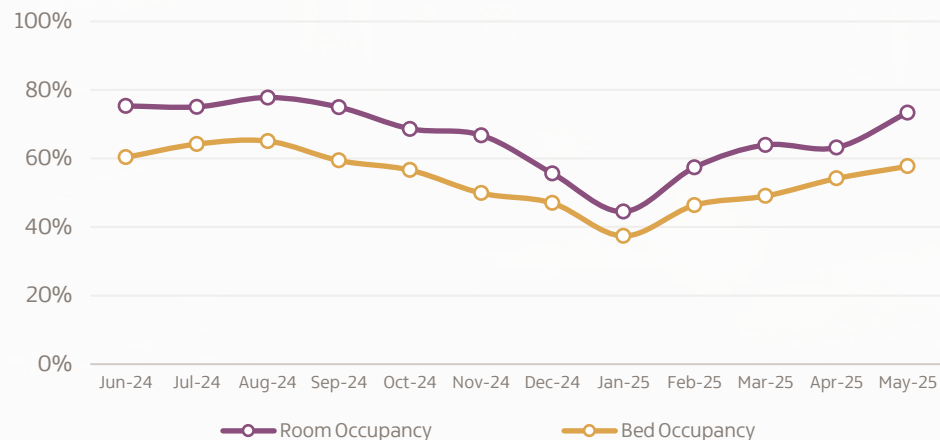
-3pps vs Jan-May 2024

### NI YTD '25 Bed Occupancy

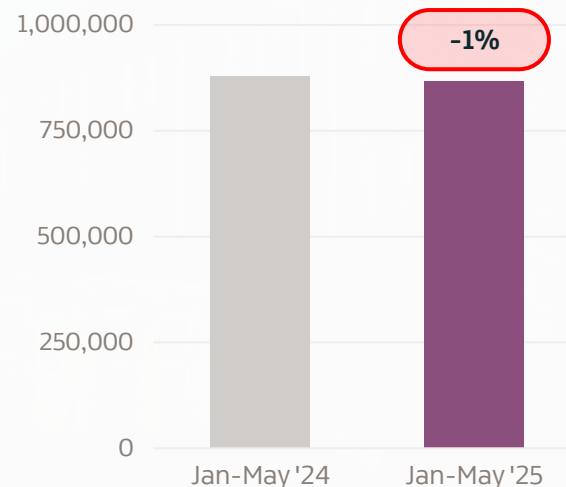
49%

No change vs Jan-May 2024

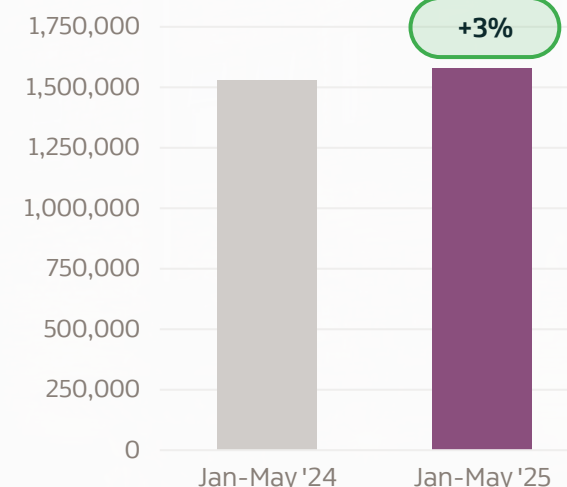
### NI Monthly Room & Bed Occupancy over the last 12 months



### NI YTD '25 Room Sales vs previous year



### NI YTD '25 Bed Sales vs previous year



### NI Accommodation Stock as at end April 2025 vs previous year



141 Hotels

+3%



9,537 Rooms

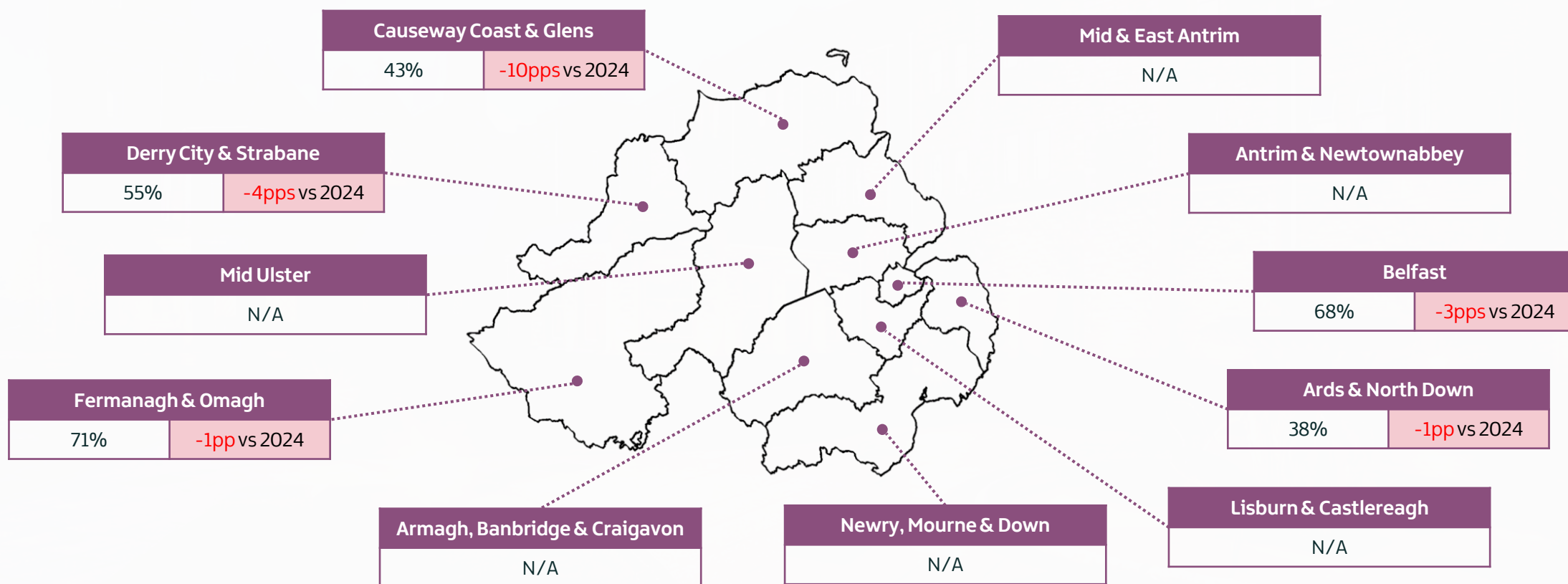
+5%



21,457 Beds

+4%

Room occupancy varied across Local Government Districts (LGDs) for year-to-date (January-May) 2025. Fermanagh and Omagh LGD recorded the highest room occupancy (71%), followed by Belfast LGD (68%). Figures are not available for some LGDs due to the sample size being too small to provide a reliable estimate.



Northern Ireland Statistics and Research Agency (NISRA) accommodation statistics for year-to-date (January-May) 2025 indicate small service (guesthouse, guest accommodation, bed & breakfast) room and bed occupancy experienced decreases compared to 2024, with larger declines evident for room sales. For the month of May 2025 room sales increased by 5% compared to May 2024. Overall small service stock increased by 7%.

### NI YTD '25 Room Occupancy

32%

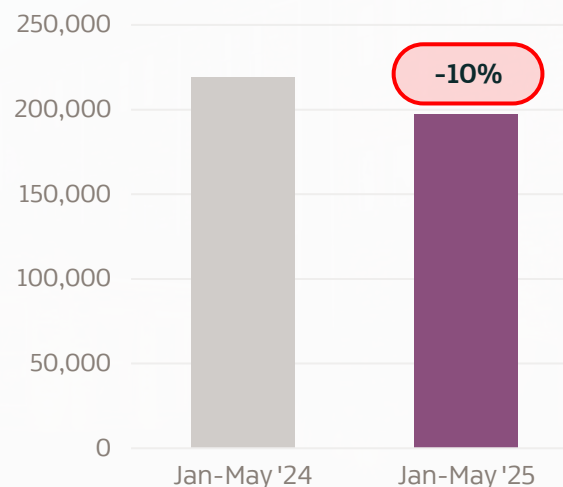
-5pps vs Jan-May 2024

### NI YTD '25 Bed Occupancy

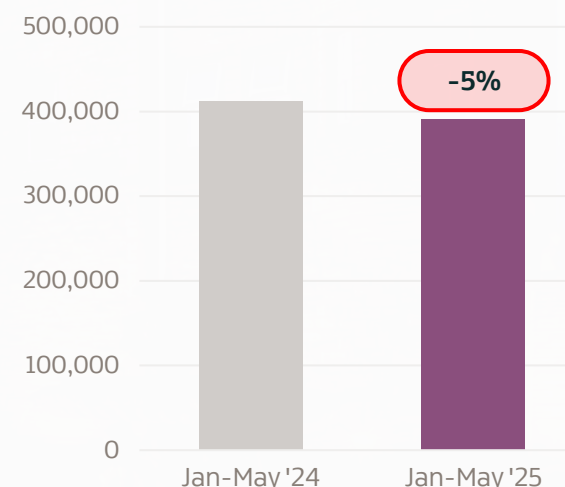
29%

-3pps vs Jan-May 2024

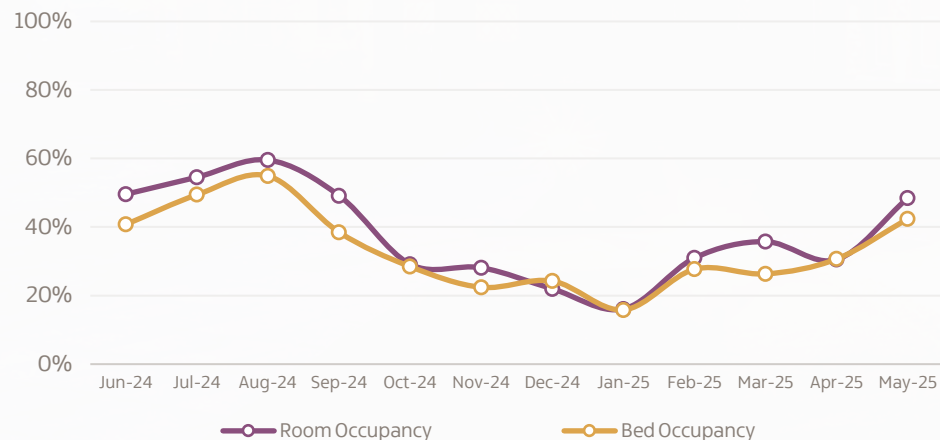
### NI YTD '25 Room Sales vs previous year



### NI YTD '25 Bed Sales vs previous year



### NI Monthly Room & Bed Occupancy over the last 12 months



### NI Accommodation Stock as at end April 2025 vs previous year



62 Guesthouses

-3%



523 Guest accommodation

+17%

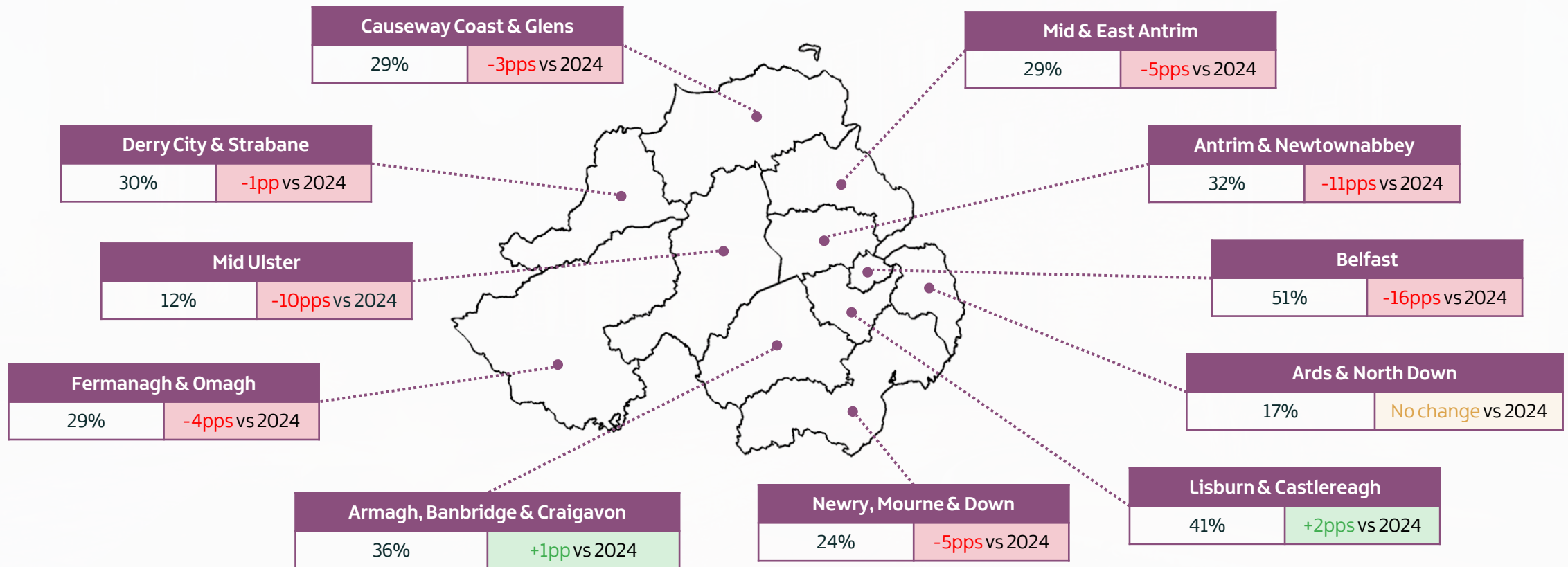


394 B&Bs

-2%



Room occupancy varied across Local Government Districts (LGDs) for year-to-date (January-May) 2025. Belfast LGD recorded the highest room occupancy (51%), followed by Lisburn & Castlereagh (41%). Figures are not available for some LGDs due to the sample size being too small to provide a reliable estimate.



# Notes:

- The Northern Ireland Statistics & Research Agency (NISRA) collect hotel and small service accommodation data through their monthly hotel survey and small service survey using a census of Northern Ireland accommodation.
- Small Service accommodation is made up of guesthouses, guest Accommodation and B&Bs. Further information on the accommodation categories can be found [here](#).
- Stock used for monthly occupancy is based on the stock at the end of previous month.
- The data has been weighted for non-response, assuming no non-response bias and weighted by local authority and size. Due to different response rates to different parts of the questionnaire, there are different weights for arrivals, guests and weekend/weekday splits.
- Local government district data can only be provided when the sample size is large enough to provide a reliable estimate.



TOURISM  
NORTHERN  
IRELAND

Data correct as of 01/04/2024