



TOURISM
NORTHERN
IRELAND

NI Airport Statistics 2024

Data Source: Civil Aviation Authority

NI Airport Monthly Passengers 2024


Month	2024 Passengers	2023 Passengers	% Change
January	526,465	444,816	+18%
February	638,337	489,524	+30%
March	725,054	567,420	+28%
April	763,657	724,359	+5%
May	857,202	741,950	+16%
June	852,726	783,783	+9%
July	954,209	845,623	+13%
August	957,115	854,170	+12%
September	833,724	738,502	+13%
October	822,909	753,931	+9%
November	667,690	628,377	+6%
December	705,080	654,239	+8%
Total	9,304,168	8,226,694	+13%



2024 saw the full recovery of air passenger flow through NI's three main airports following the impact of the COVID-19 Pandemic.



The number of total passengers through NI's airports increased by 13% in 2024 compared to 2023, up from 8.2m to 9.3m. Air passenger flow in 2024 also sat 4% above pre-pandemic levels in 2019. This is the first year in which passenger numbers have exceeded 2019.

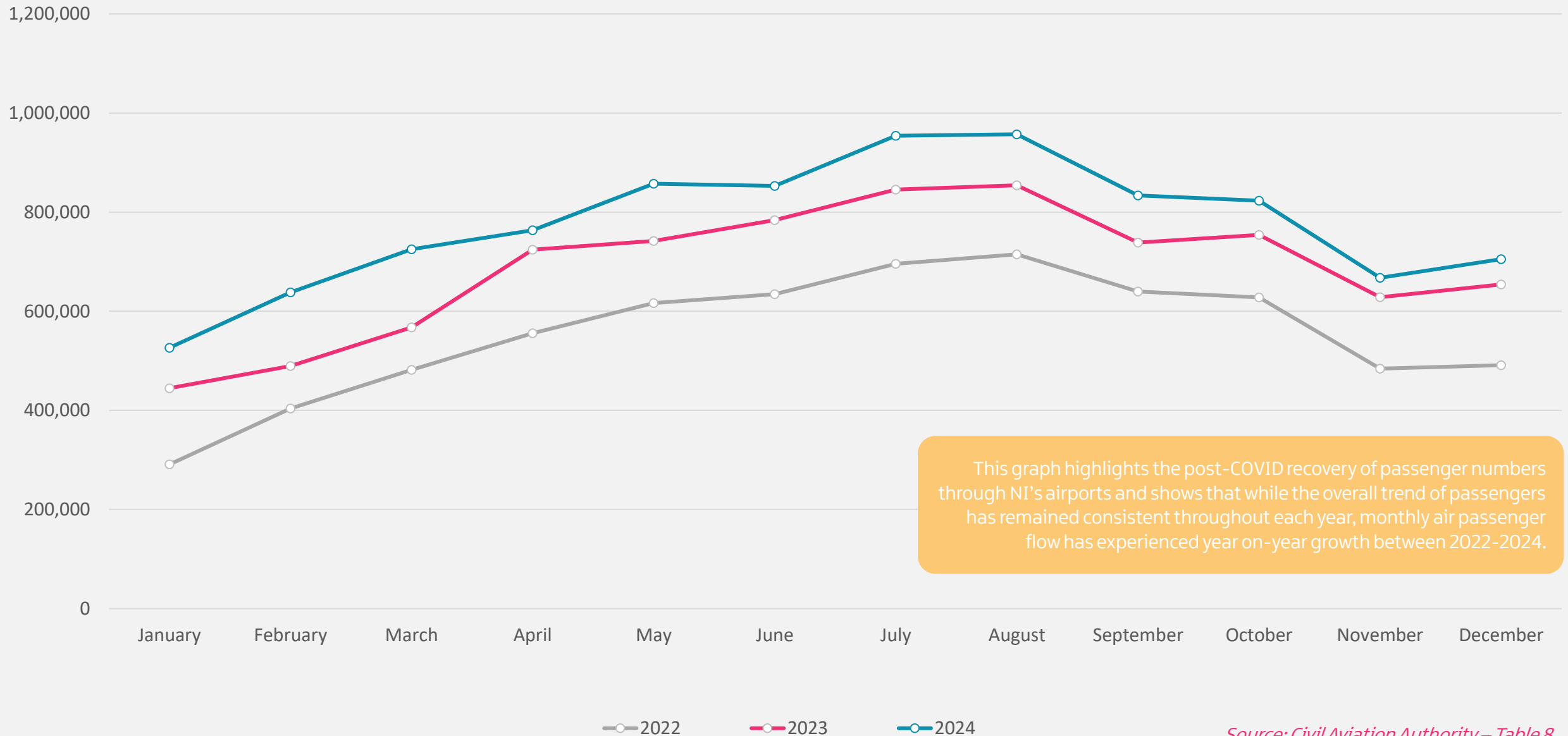


Predictably, passenger numbers were highest during the summer months, but the largest month increases in passenger numbers occurred early in the year.



The monthly growth in air passenger flow slowed towards the end of the year, perhaps impacted by the rising cost-of-living and its impact on consumers' travel behaviour.

NI Airport Total Passenger Numbers by Month



Total Passengers by NI Airport



The following page highlights the total monthly passengers for each NI airport; Belfast International Airport (BIA), George Best Belfast City Airport (BCA) and City of Derry Airport (DCA).



Belfast International Airport continues to have the highest passenger carryings with 6,733,949 travelers flying in 2024. This is a 13% decrease compared to 2023.



George Best Belfast City Airport also saw a 13% increase in passenger flow in 2024, with passenger numbers increasing from 2,115,153 in 2023 to 2,391,124 in 2024.



City of Derry Airport saw the largest increase in annual passenger numbers with 179,095 passengers in 2024 – up 16% on 2023.



Belfast International Airport

Q1 2024 was the strongest performing quarter compared to 2023 for Belfast International Airport, with passenger numbers increasing by 30% vs Q1 2023. Performance was also strong in Q3 (+13%), while growth in Q2 and Q4 2024 was more modest at +7% and +8% respectively.

George Best Belfast City Airport

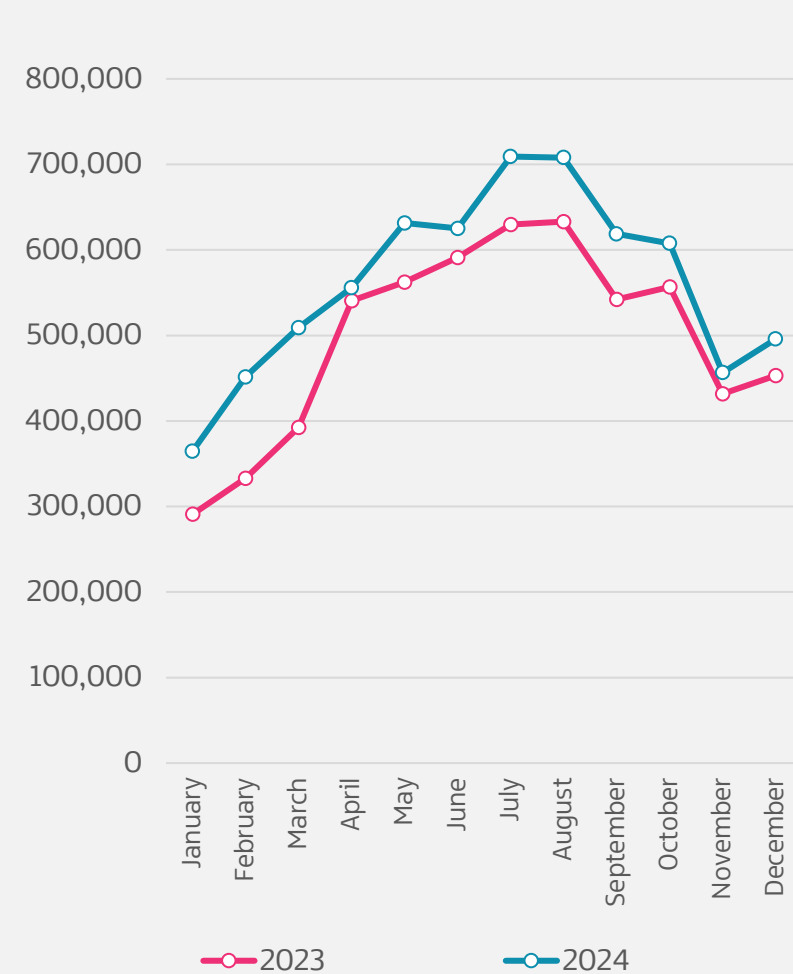
George Best Belfast City Airport had a very positive first half of 2024 with Q1 and Q2 both experiencing growth of 19% vs Q1 and Q2 2023. Air passenger flow was steady in Q3 (+12%) while Q4 saw growth of just 4%.

City of Derry Airport

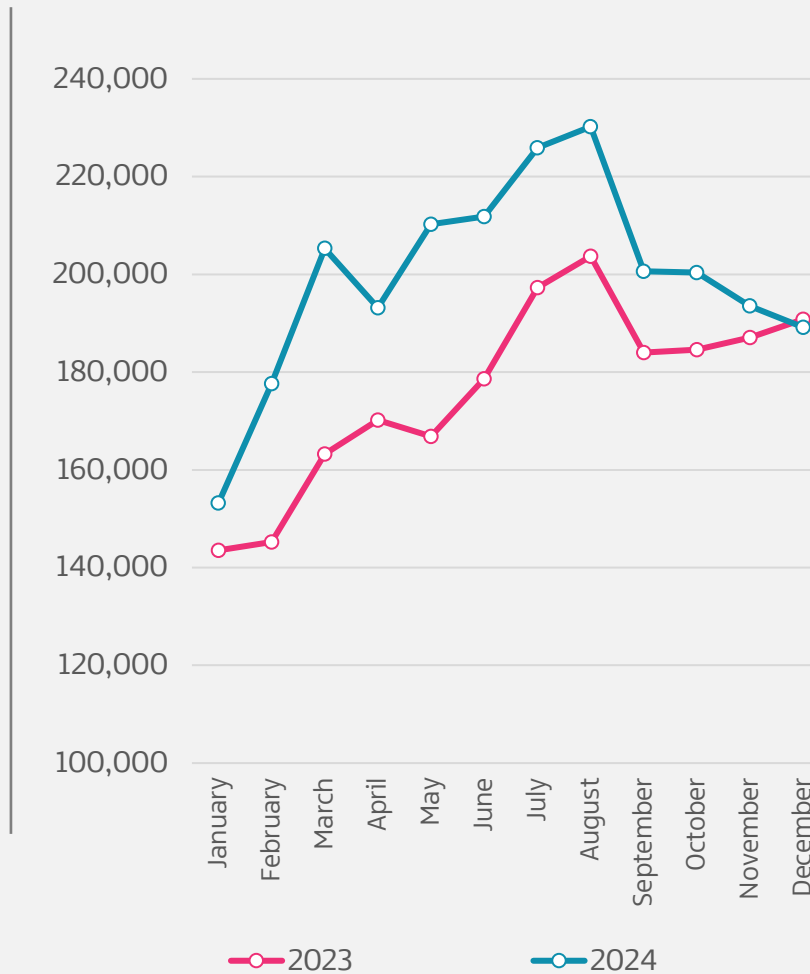
Quarterly performance at Derry City Airport was quite different to the Belfast airports. Passenger flow through city of Derry declined by 15% in Q1 2024 vs Q1 2023, before growth of 13% in Q2, 9% in Q3 and 63% in Q4 (likely impacted by an increase in flights and routes from this airport) resulted in City of Derry seeing the largest annual growth of NI's three airports.

Total Monthly Passengers Numbers by NI Airport (2024 vs 2023)

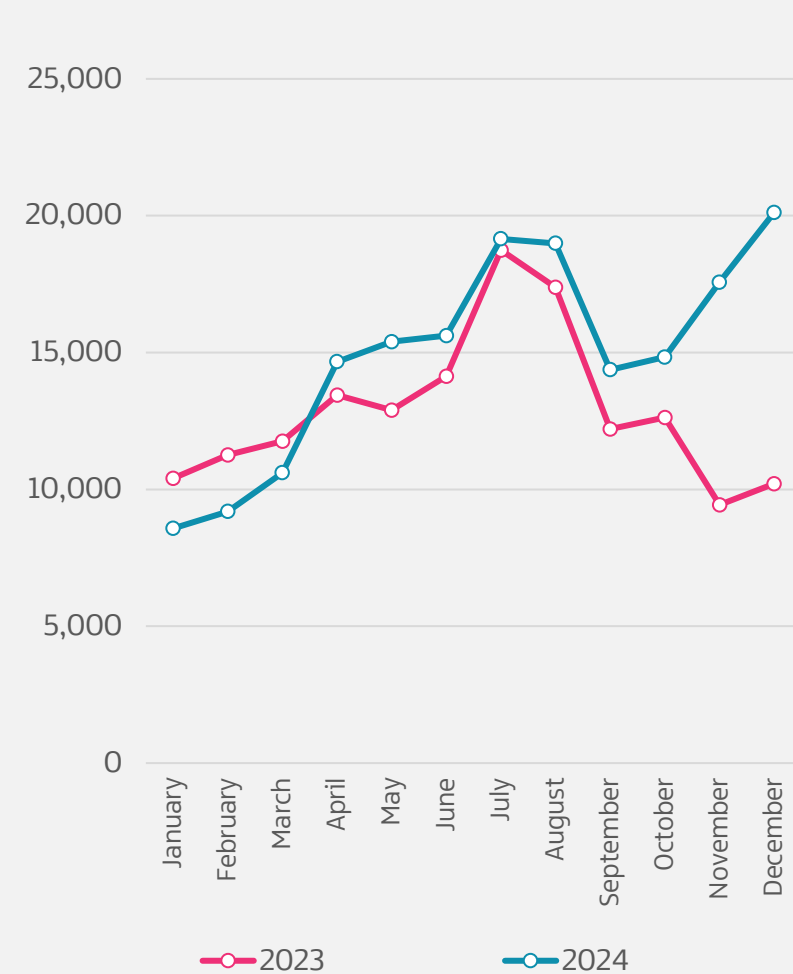
Belfast International Airport



George Best Belfast City Airport



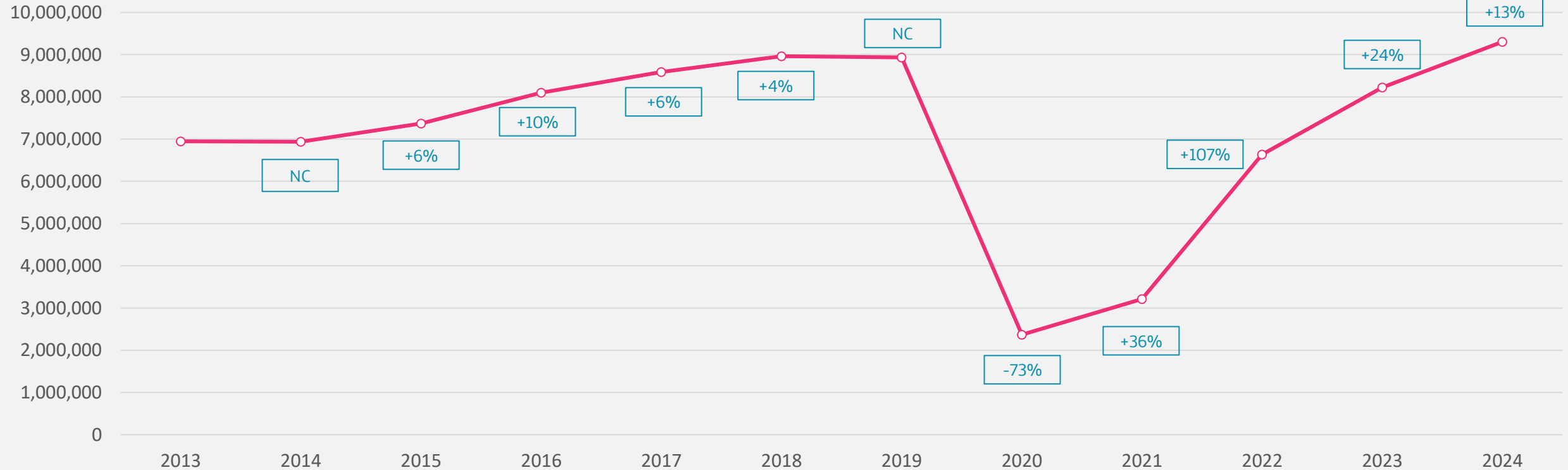
City of Derry Airport



Annual NI Airport Passengers

Year	Total Passengers	% Change vs Previous Year	BIA Passengers	BCA Passengers	DCA Passengers
2013	6,950,068	-0%	4,023,336	2,541,759	384,973
2014	6,939,356	-0%	4,033,954	2,555,145	350,257
2015	7,368,583	+6%	4,319,311	2,692,742	284,485
2016	8,101,171	+10%	5,147,546	2,662,954	290,671
2017	8,590,379	+6%	5,836,552	2,559,846	193,981
2018	8,966,064	+4%	6,278,960	2,511,261	185,843
2019	8,937,479	-0%	6,278,443	2,455,259	203,777
2020	2,370,127	-73%	1,747,086	542,547	80,494
2021	3,213,724	+36%	2,328,276	812,424	73,024
2022	6,636,757	+107%	4,818,214	1,655,164	163,379
2023	8,226,694	+24%	5,957,055	2,115,153	154,486
2024	9,304,168	+13%	6,733,949	2,391,124	179,095

Total Annual NI Airport Passengers (2013-2024)



This graph shows the annual NI airport passenger numbers from 2013-2024.



The chart highlights that the number of passengers passing through NI three main airports grew steadily between 2014 and 2019 relatively steady between 2010-2014 before the COVID-19 pandemic in 2020



Since then, passenger numbers have recovered with large increases evidence each year from 2021-2024, with air passenger flow in 2024 exceeding 2019 for the first time.

Domestic Terminal Passengers (2024 vs 2023)



Belfast International Airport



4,188,346

Domestic terminal passengers in 2024
through Belfast International Airport



+6%

Increase in domestic terminal
passenger numbers vs 2023

George Best Belfast City Airport



2,267,826

Domestic terminal passengers in 2024
through George Best Belfast City Airport



+11%

Increase in domestic terminal
passenger numbers vs 2023

City of Derry Airport



175,105

Domestic terminal passengers in 2020
through Derry City Airport



+16%

Increase in domestic terminal
passenger numbers vs 2023

EU and International Terminal Passengers (2024 vs 2023)



Belfast International Airport



2,562,094

EU & Int. terminal passengers in 2024
through Belfast International Airport



+28%

Increase in EU & Int. terminal
passenger numbers vs 2023

George Best Belfast City Airport



123,217

EU & Int. terminal passengers in 2024
through George Best Belfast City Airport



+53%

Increase in EU & Int. terminal
passenger numbers vs 2023

City of Derry Airport



3,390

EU & Int. terminal passengers in 2024
through Derry City Airport



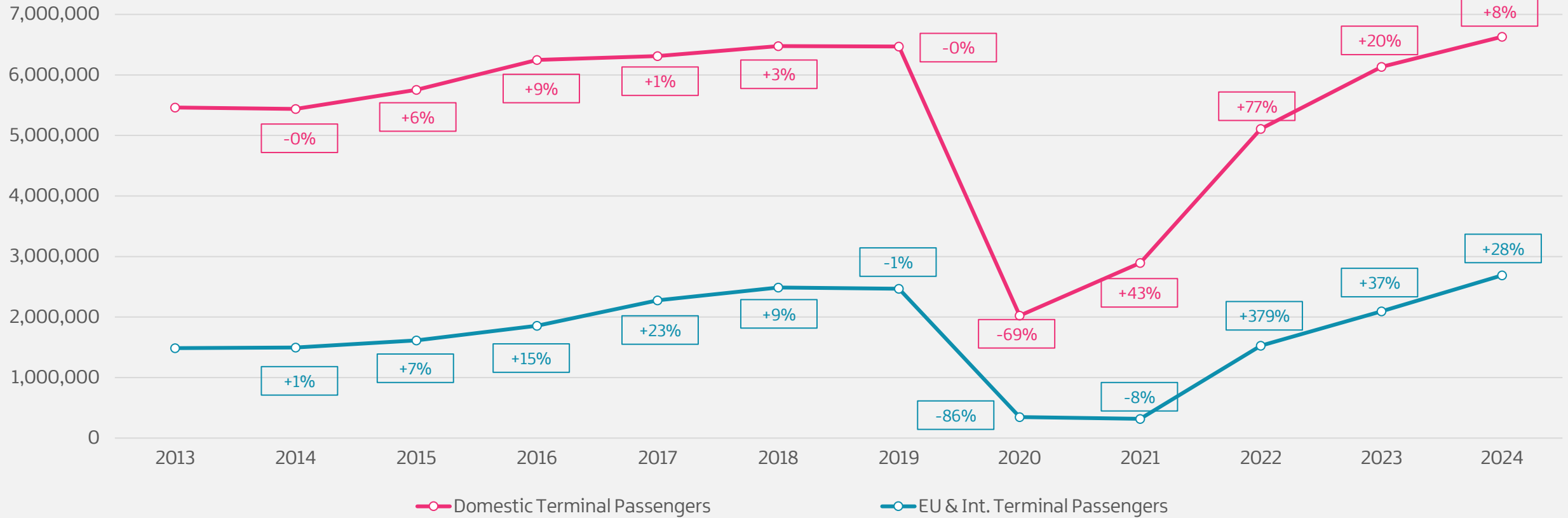
-13%

Reduction in EU & Int. terminal
passenger numbers vs 2023

Annual NI Airport Passengers by Terminal

Year	Total Domestic Terminal Passengers	% Change vs Previous Year	Total EU & Int. Terminal Passengers	% Change vs Previous Year
2013	5,462,243	-	1,486,921	-
2014	5,438,591	-0%	1,498,486	+1%
2015	5,752,595	+6%	1,615,943	+7%
2016	6,246,282	+9%	1,857,074	+15%
2017	6,312,670	+1%	2,277,892	+23%
2018	6,477,513	+3%	2,488,551	+9%
2019	6,470,296	-0%	2,467,303	-1%
2020	2,023,703	-69%	346,424	-86%
2021	2,893,523	+43%	318,989	-8%
2022	5,109,248	+77%	1,527,501	+379%
2023	6,132,503	+20%	2,094,024	+37%
2024	6,631,276	+8%	2,689,301	+28%

Annual NI Airport Passenger Routes by Terminal (2013-2020)



Prior to 2020, domestic terminal passenger numbers had been growing steadily between 2015-2019. EU and International terminal passenger numbers had seen larger growth in the same time period.

The coronavirus pandemic has had a significant impact on all passenger routes in 2020. While domestic terminal passenger recovery began in 2021, while EU and International terminal passenger recovery continued to decline until 2022.

Following another year of positive year-on-year growth, 2024 saw both domestic terminal and EU & International terminal passenger numbers exceed 2019 levels for the first time.



This report was produced by Tourism NI's Insights & Intelligence Service.

Data Source: Civil Aviation Authority

