



TOURISM
NORTHERN
IRELAND

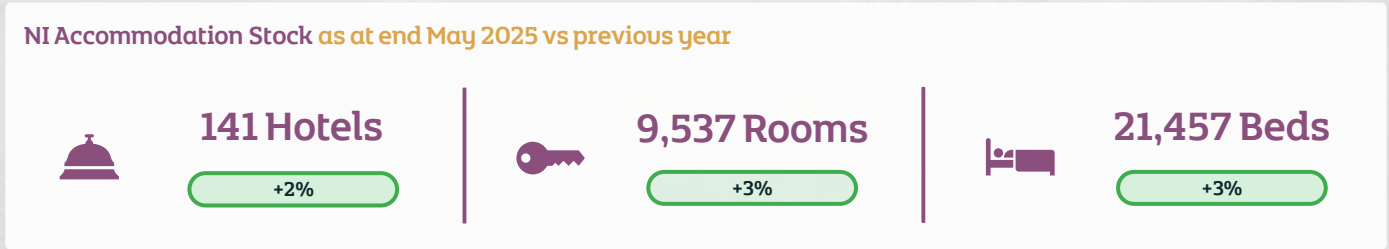
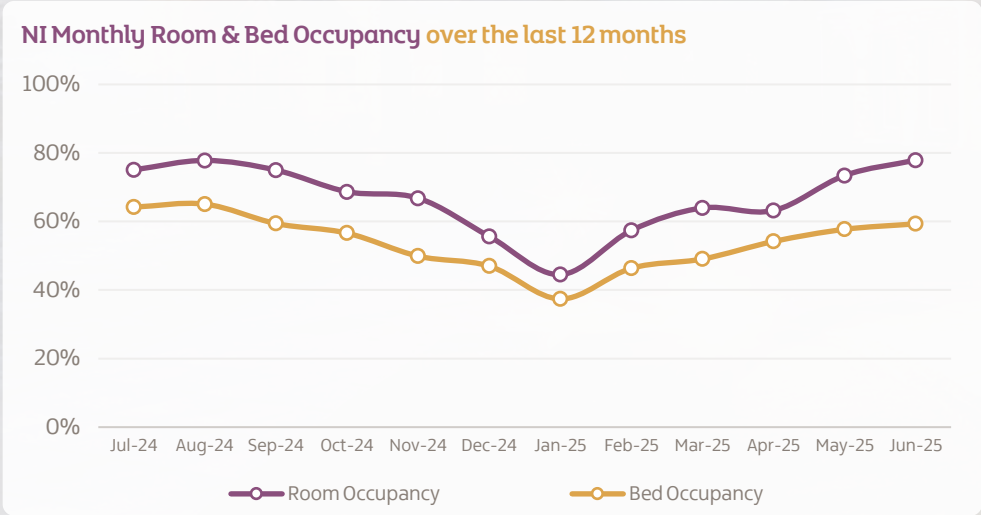
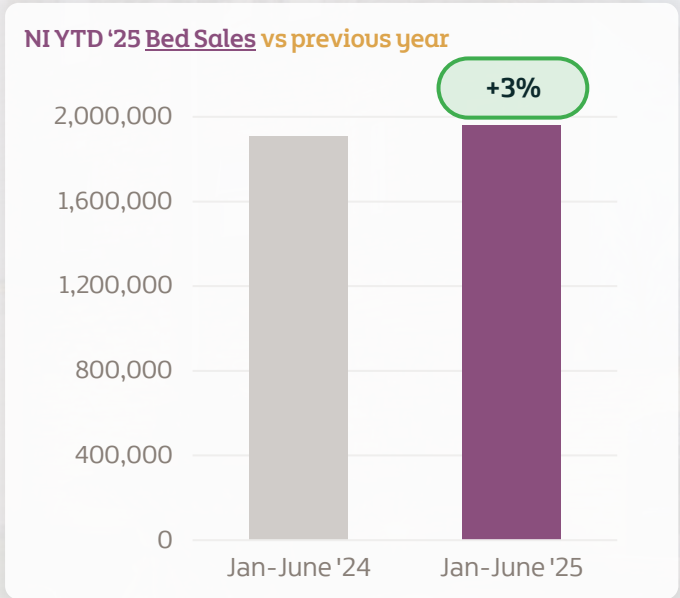
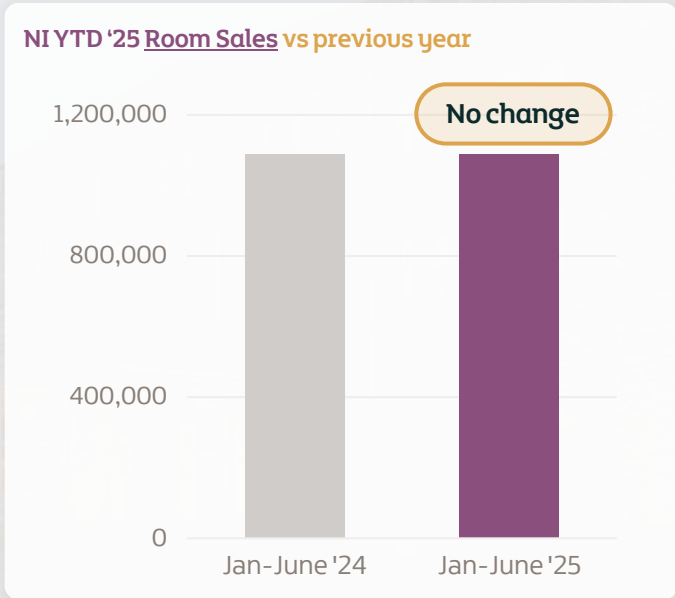
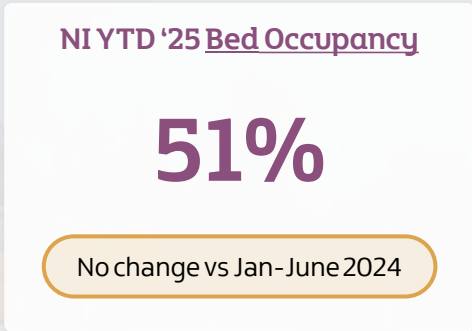
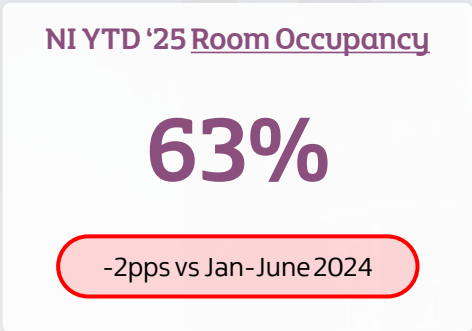
NISRA Accommodation Performance Report

June 2025

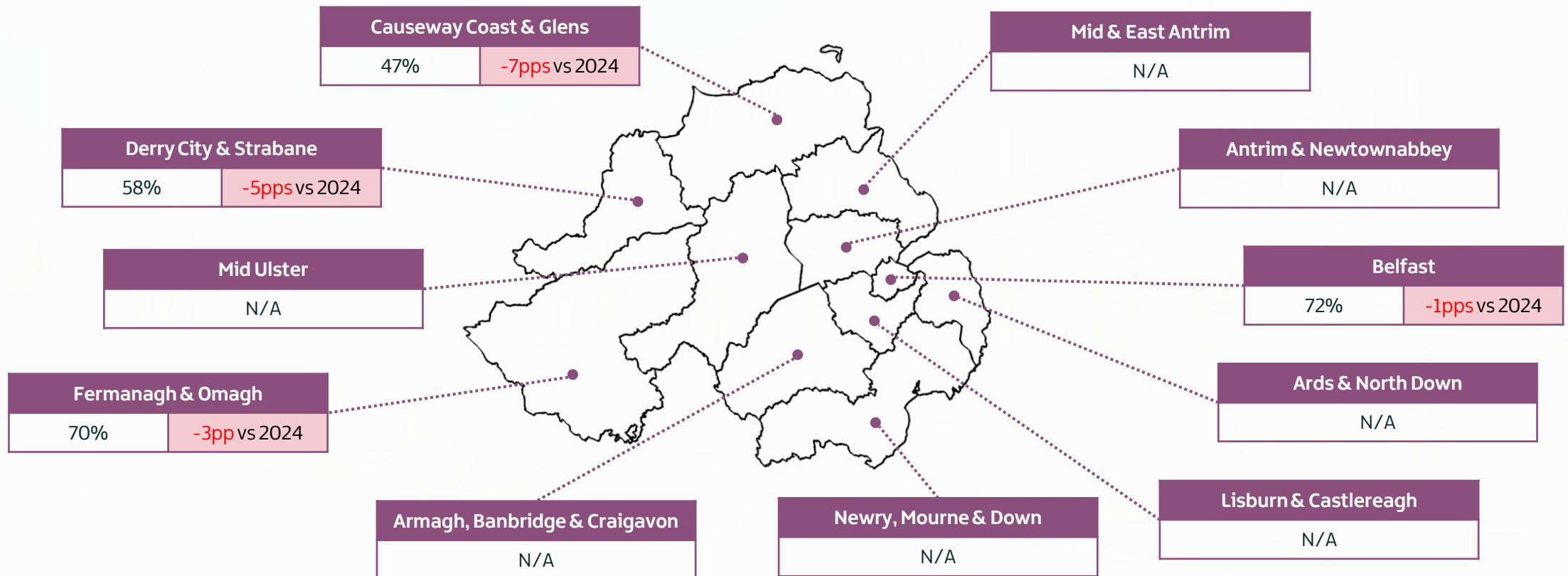
Data Source:



Northern Ireland Statistics and Research Agency (NISRA) data for year-to-date (January-June) 2025 indicate hotel room and bed occupancy remained broadly on par with the same period in 2024, with room occupancy down 2 percentage points and bed occupancy experiencing no change. Room sales remained on par with 2024 and bed sales increased by 3%. June 2025 sales were up 6% compared to June 2024, while bed sales increased by 1%. Hotel stock increased by 2% at the end of May 2025, compared with May 2024.



Room occupancy varied across Local Government Districts (LGDs) for year-to-date (January-June) 2025. Belfast LGD recorded the highest room occupancy (72%), followed by Fermanagh & Omagh LGD (70%). Figures are not available for some LGDs due to the sample size being too small to provide a reliable estimate.



Northern Ireland Statistics and Research Agency (NISRA) accommodation statistics for year-to-date (January-June) 2025 indicate small service (guesthouse, guest accommodation, bed & breakfast) room and bed occupancy experienced minor decreases compared to 2024, with similar declines for year-to-date room and bed sales. Room and bed sales were more positive for the month of June 2025 compared to June 2024, increasing by 6% and 14% respectively. Overall small service stock increased by 7% compared to 2024.

NI YTD '25 Room Occupancy

36%

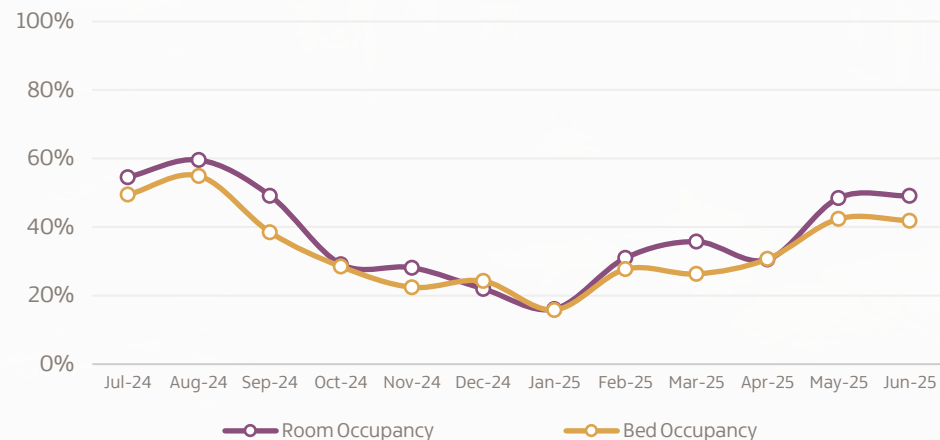
-4pps vs Jan-June 2024

NI YTD '25 Bed Occupancy

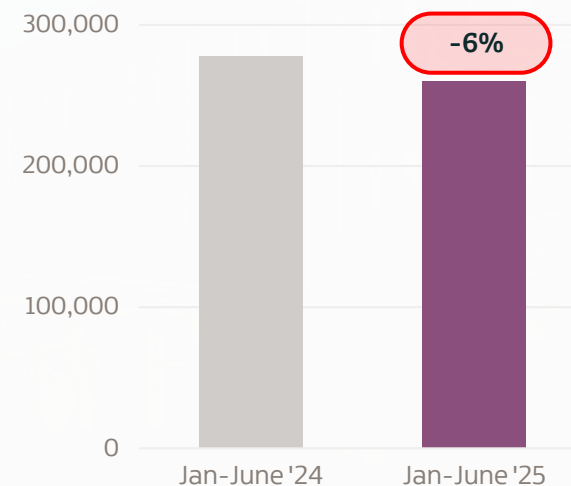
31%

-3pps vs Jan-June 2024

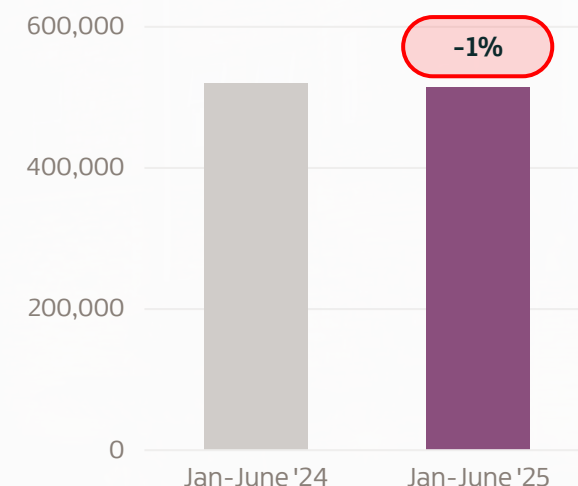
NI Monthly Room & Bed Occupancy over the last 12 months



NI YTD '25 Room Sales vs previous year



NI YTD '25 Bed Sales vs previous year



NI Accommodation Stock as at end May 2025 vs previous year



61 Guesthouses

-6%



528 Guest accommodation

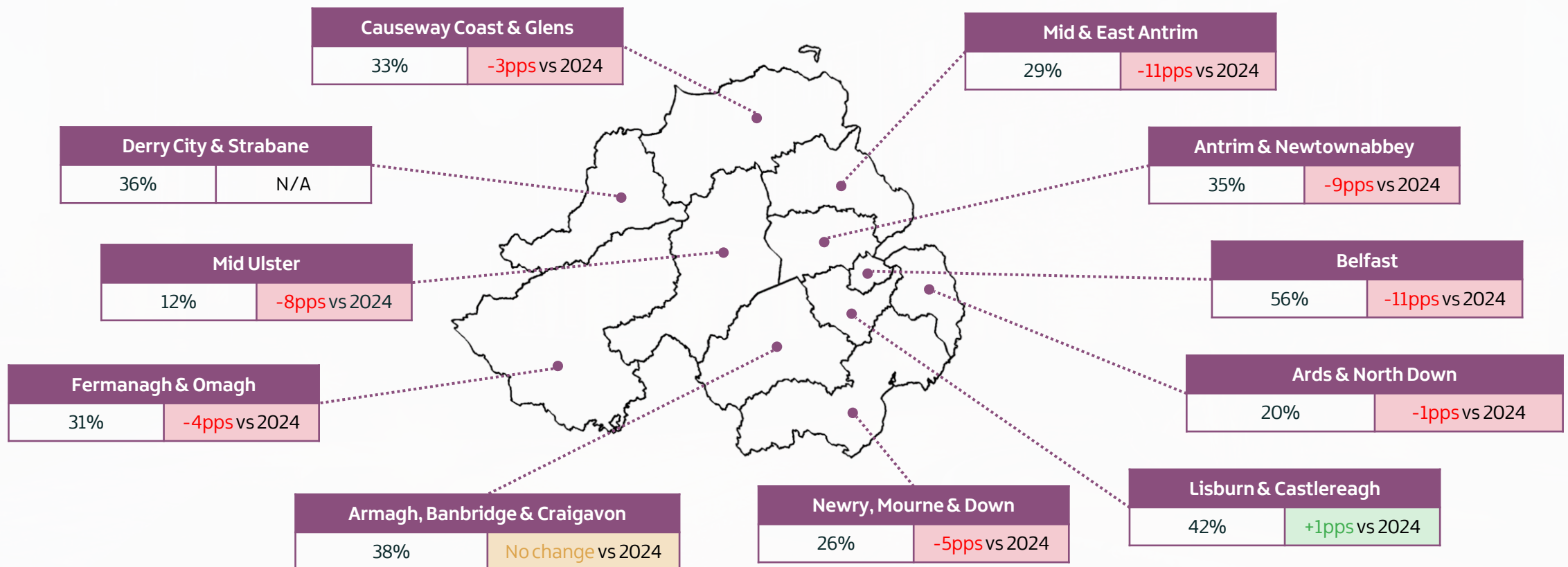
+16%



394 B&Bs

-2%

Room occupancy varied across Local Government Districts (LGDs) for year-to-date (January-June) 2025. Belfast LGD recorded the highest room occupancy (56%), followed by Lisburn & Castlereagh (42%). Figures are not available for some LGDs due to the sample size being too small to provide a reliable estimate.



Notes:

- The Northern Ireland Statistics & Research Agency (NISRA) collect hotel and small service accommodation data through their monthly hotel survey and small service survey using a census of Northern Ireland accommodation.
- Small Service accommodation is made up of guesthouses, guest Accommodation and B&Bs. Further information on the accommodation categories can be found [here](#).
- Stock used for monthly occupancy is based on the stock at the end of previous month.
- The data has been weighted for non-response, assuming no non-response bias and weighted by local authority and size. Due to different response rates to different parts of the questionnaire, there are different weights for arrivals, guests and weekend/weekday splits.
- Local government district data can only be provided when the sample size is large enough to provide a reliable estimate.



TOURISM
NORTHERN
IRELAND

Data correct as of 01/09/2025